



SC Annual School Report Card Summary

North Charleston Elementary School
 Charleston
 Grades: PK-5 Enrollment: 515
 Principal: Ms. Cindy A. Townsend
 Superintendent: Dr. Nancy J. McGinley
 Board Chair: Mrs. Cindy Bohn Coats

PERFORMANCE

Comprehensive detail, including definitions of ratings, performance criteria, and explanations of status, is available on www.ed.sc.gov and www.eoc.sc.gov as well as school and school district websites. Printed versions are available from school districts upon request.

YEAR	ABSOLUTE RATING	GROWTH RATING	PALMETTO GOLD AND SILVER AWARD		ESEA/FEDERAL ACCOUNTABILITY RATING SYSTEM	
			General Performance	Closing the Gap	ESEA Grade	Accountability Indicator
2013	Below Average	Average	TBD	TBD	F	N/A
2012	Below Average	Below Average	N/A	N/A	F	N/A
2011	Below Average	Average	N/A	N/A	Not Met	N/A

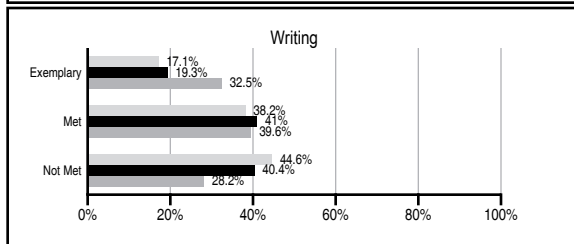
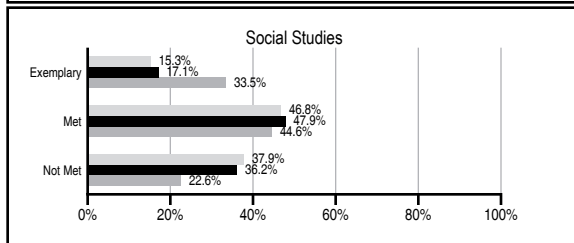
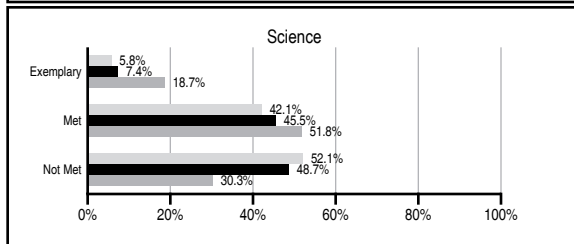
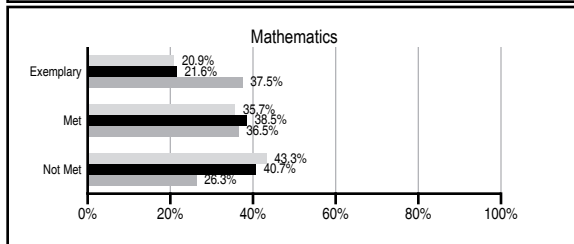
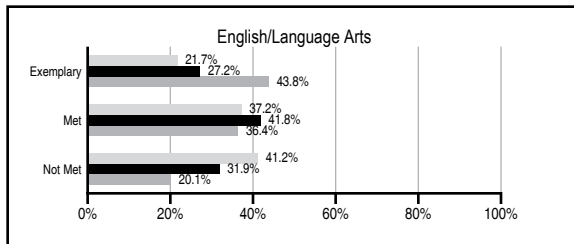
ABSOLUTE RATINGS OF ELEMENTARY SCHOOLS WITH STUDENTS LIKE OURS*

EXCELLENT	GOOD	AVERAGE	BELOW AVERAGE	AT-RISK
0	10	84	43	15

* Ratings are calculated with data available by 11/07/2013. Schools with Students Like Ours are Elementary Schools with Poverty Indices of no more than 5% above or below the index for this school.



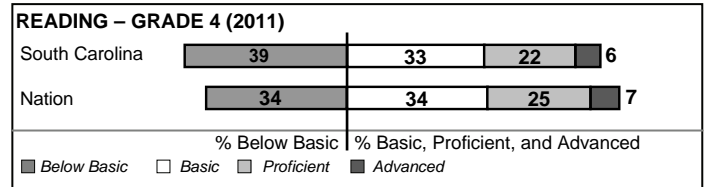
PASS PERFORMANCE

Our School
 Elementary Schools with Students Like Ours
 Elementary schools statewide



NAEP PERFORMANCE*

* Performance reported for SC and nation, data not available at school level. Percentages at NAEP Achievement Levels.



SC PERFORMANCE VISION

By 2020 all students will graduate with the knowledge and skills necessary to compete successfully in the global economy, participate in a democratic society and contribute positively as members of families and communities.

Abbreviations Key

N/A Not Applicable N/AV Not Available N/C Not Collected N/R Not Reported I/S Insufficient Sample TBD To be determined

North Charleston Elementary School [Charleston]

SCHOOL PROFILE

	Our School	Change from Last Year	Elementary Schools with Students Like Ours	Median Elementary School
Students (n=515)				
Retention rate	0.4%	Up from 0.0%	1.1%	0.9%
Attendance rate	96.7%	Down from 97.3%	95.9%	96.3%
Served by gifted and talented program	4.3%	N/A	2.5%	7.2%
With disabilities	11.7%	N/A	13.4%	12.4%
Older than usual for grade	2.2%	N/A	3.0%	1.9%
Out-of-school suspensions or expulsions for violent and/or criminal offenses	2.1%	Up from 0.5%	0.0%	0.0%
Teachers (n=45)				
Teachers with advanced degrees	60.0%	Up from 50.0%	59.8%	62.5%
Continuing contract teachers	62.2%	Up from 60.4%	74.7%	83.3%
Teachers returning from previous year	72.7%	Down from 74.5%	84.7%	88.3%
Teacher attendance rate	96.8%	Down from 98.3%	94.9%	95.0%
Average teacher salary*	\$42,726	Up 3.6%	\$46,095	\$48,193
Classes not taught by highly qualified teachers	5.0%	Down from 7.9%	0.0%	0.0%
Professional development days/teacher	12.0 days	Up from 7.7 days	10.4 days	11.0 days
School				
Principal's years at school	1.0	No Change	4.0	4.0
Student-teacher ratio in core subjects	20.5 to 1	Up from 15.8 to 1	17.7 to 1	20.1 to 1
Prime instructional time	92.2%	Down from 95.4%	89.6%	90.0%
Opportunities in the arts	Good	No Change	Good	Good
SACS accreditation	No	No Change	Yes	Yes
Parents attending conferences	100.0%	Up from 99.9%	100.0%	100.0%
Character development program	Good	Down from Excellent	Excellent	Excellent
Dollars spent per pupil**	\$7,936	Down 7.9%	\$8,478	\$7,364
Percent of expenditures for instruction**	68.0%	Down from 70.9%	66.0%	68.0%
Percent of expenditures for teacher salaries**	66.0%	Down from 69.8%	63.5%	66.0%
ESEA composite index score	59.6	Up from 37.6	68.5	88.0

* Length of contract = 185+ days.

** Prior year audited financial data available.

EVALUATION RESULTS

	Teachers	Students*	Parents*
Number of surveys returned	30	N/A	N/A
Percent satisfied with learning environment	73.4%	N/A	N/A
Percent satisfied with social and physical environment	73.3%	N/A	N/A
Percent satisfied with school-home relations	26.7%	N/A	N/A

*Only students at the highest elementary school grade level at this school and their parents were included.

REPORT OF PRINCIPAL AND SCHOOL IMPROVEMENT COUNCIL

North Charleston Elementary School is a Title One school that is on the move. At NCES we know that every student is unique and must be challenged to work to his/her potential. Together we have instilled high expectations and promoted academic excellence for all students through the incorporation of new leadership, new ideas, and a new level of dedication and determination into our pedagogical tool kits to strive for and obtain the significant levels of achievement our students deserve.

Together we have instituted a variety of programs along our path to success, such as action based learning, educationally themed weeks, increasing the number of hands-on activities within the classroom, broadening students' knowledge and awareness through the effective use of educationally based field trips, utilizing district specialists to facilitate meetings to drive decisions on differentiation within the classroom, mentoring our teachers on more effective ways to use the Mastery Teaching Model, and employing volunteers in key areas to increase the levels of learning within the classroom. We have engaged with outside educational resources including Charleston Southern University and the College of Charleston to incorporate new strategies in our science and other core curricula. We have utilized a variety of well known interventions such as Wilson reading, Read Well, Number Worlds, and Voyager to improve academic levels. We instituted a highly effective topic-focused after-school tutoring program, S.W.I.M – Succeeding With Increased Motivation, which incorporates sports, drama, and the arts into learning for at-risk students and all who want to better their skills in the core subjects. We also incorporated several computer and reward programs which have shown to be highly effective in bolstering a desire for continuing their studies in reading and mathematics in school and after school.

We know that successful education occurs when the students, parents, and the school community work together in the responsibility of preparing our children for the continuing educational experiences ahead of them. North Charleston Elementary School maintains a strong level of community involvement and has worked to increase partnerships for the betterment of its students and school family. Together we have utilized a variety of resources including mentors, lunch buddies social-skills groups, Coast Guard volunteers, AmeriCorps Project HERO Tutors, Cummins Turbo volunteers, local community volunteers and outreach programs. We have achieved a strong improvement Council and PTA. We are proud to be a Trident United Way Links to Success member site which enables us to provide additional support for our families through partnerships with the Department of Mental health, the Low Country Food Bank, Boy Scouts, Girl Scouts, and Reading Soul Mates. Partnerships with the local Kiwanis Club, North Charleston United Methodist Church, and Mount Moriah Missionary Baptist Church provide extra academic and social support by providing reward recognition to and mentorship of our students. Together these programs have fostered a positive, caring school climate which encourages students to be confident, competent, responsible, and productive citizens in a diverse and ever-changing world.

Cindy Townsend, Principal
Helton, SIC Chairperson

Mr. John

Comprehensive detail, including definitions of ratings, performance criteria, and explanations of status, is available on www.ed.sc.gov and www.eoc.sc.gov as well as school and school district websites.

Printed versions are available from school districts upon request.

Abbreviations Key

N/A Not Applicable N/AV Not Available N/C Not Collected N/R Not Reported I/S Insufficient Sample TBD To be determined
NI Newly Identified CSI Continuing School Improvement CA Corrective Action RP Plan to Restructure R Restructure DELAY School Improvement Status HOLD School Improvement Status