



SC Annual School Report Card Summary

Murray-LaSaine Elementary School
 Charleston
 Grades: PK-5 Enrollment: 177
 Principal: James Reinhart
 Superintendent: Dr. Nancy J. McGinley
 Board Chair: Mrs. Cindy Bohn Coats

PERFORMANCE

Comprehensive detail, including definitions of ratings, performance criteria, and explanations of status, is available on www.ed.sc.gov and www.eoc.sc.gov as well as school and school district websites. Printed versions are available from school districts upon request.

YEAR	ABSOLUTE RATING	GROWTH RATING	PALMETTO GOLD AND SILVER AWARD		ESEA/FEDERAL ACCOUNTABILITY RATING SYSTEM	
			General Performance	Closing the Gap	ESEA Grade	Accountability Indicator
2013	Average	Average	TBD	TBD	A	Reward
2012	Average	Good	Silver	N/A	A	Reward
2011	Average	Average	Silver	N/A	Met	N/A

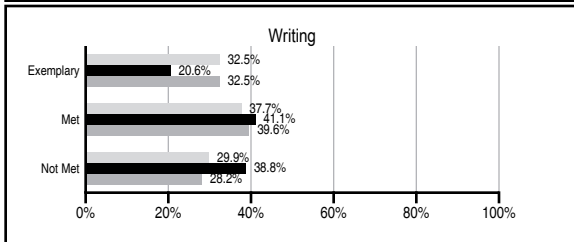
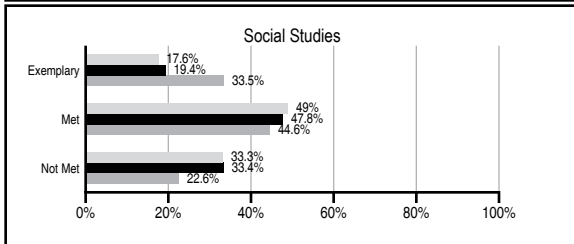
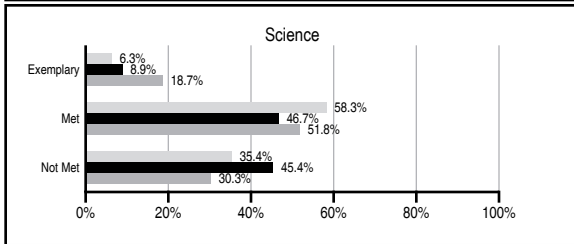
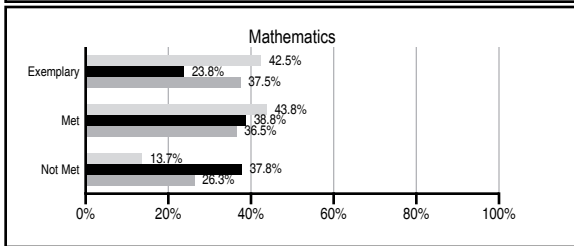
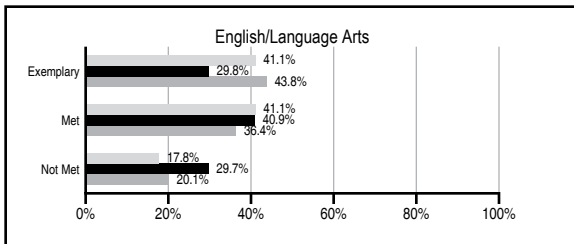
ABSOLUTE RATINGS OF ELEMENTARY SCHOOLS WITH STUDENTS LIKE OURS*

EXCELLENT	GOOD	AVERAGE	BELOW AVERAGE	AT-RISK
3	13	123	40	13

* Ratings are calculated with data available by 11/07/2013. Schools with Students Like Ours are Elementary Schools with Poverty Indices of no more than 5% above or below the index for this school.

PASS PERFORMANCE

Our School
 Elementary Schools with Students Like Ours
 Elementary schools statewide



NAEP PERFORMANCE*

* Performance reported for SC and nation, data not available at school level. Percentages at NAEP Achievement Levels.



SC PERFORMANCE VISION

By 2020 all students will graduate with the knowledge and skills necessary to compete successfully in the global economy, participate in a democratic society and contribute positively as members of families and communities.

Abbreviations Key

N/A Not Applicable N/AV Not Available N/C Not Collected N/R Not Reported I/S Insufficient Sample TBD To be determined

Murray-LaSaine Elementary School [Charleston]

SCHOOL PROFILE

	Our School	Change from Last Year	Elementary Schools with Students Like Ours	Median Elementary School
Students (n=177)				
Retention rate	1.1%	Down from 1.2%	1.1%	0.9%
Attendance rate	95.6%	Down from 95.8%	95.9%	96.3%
Served by gifted and talented program	2.5%	N/A	3.4%	7.2%
With disabilities	16.2%	N/A	13.6%	12.4%
Older than usual for grade	1.5%	N/A	2.8%	1.9%
Out-of-school suspensions or expulsions for violent and/or criminal offenses	1.1%	Up from 0.0%	0.0%	0.0%
Teachers (n=20)				
Teachers with advanced degrees	55.0%	Down from 55.6%	60.5%	62.5%
Continuing contract teachers	80.0%	Down from 88.9%	78.2%	83.3%
Teachers returning from previous year	89.8%	Up from 88.2%	85.2%	88.3%
Teacher attendance rate	96.6%	Down from 98.7%	94.8%	95.0%
Average teacher salary*	\$48,744	Up 1.3%	\$46,324	\$48,193
Classes not taught by highly qualified teachers	0.0%	Down from 11.0%	0.0%	0.0%
Professional development days/teacher	4.8 days	Down from 6.1 days	10.5 days	11.0 days
School				
Principal's years at school	1.0	Down from 2.0	4.0	4.0
Student-teacher ratio in core subjects	14.2 to 1	Down from 17.7 to 1	18.5 to 1	20.1 to 1
Prime instructional time	91.4%	Down from 94.3%	89.5%	90.0%
Opportunities in the arts	Good	No Change	Good	Good
SACS accreditation	No	No Change	Yes	Yes
Parents attending conferences	100.0%	No Change	100.0%	100.0%
Character development program	Excellent	Up from Good	Excellent	Excellent
Dollars spent per pupil**	\$14,412	Up 15.8%	\$7,992	\$7,364
Percent of expenditures for instruction**	62.0%	Down from 62.4%	68.0%	68.0%
Percent of expenditures for teacher salaries**	59.0%	Down from 59.2%	64.0%	66.0%
ESEA composite index score	90.1	Down from 96.9	72.9	88.0

* Length of contract = 185+ days.

** Prior year audited financial data available.

EVALUATION RESULTS

	Teachers	Students*	Parents*
Number of surveys returned	1	24	16
Percent satisfied with learning environment	N/A	95.9%	100%
Percent satisfied with social and physical environment	N/A	100%	100%
Percent satisfied with school-home relations	N/A	82.6%	100%

*Only students at the highest elementary school grade level at this school and their parents were included.

REPORT OF PRINCIPAL AND SCHOOL IMPROVEMENT COUNCIL

Murray-LaSaine, a proud neighborhood school located on James Island, achieved an absolute rating of "average" on the 2012 school report card along with a growth rating of "good". Our school also met all of the objectives necessary to fulfill requirements for ESEA with a score of "A". In recognition, we were again awarded the state's Silver Award for achievement. Our students, teachers, staff, parents and community members all worked together to successfully achieve these results.

Small class sizes with teachers who diligently teach the South Carolina Curriculum Standards ensure optimal success for all of our students. Our continued implementation of Everyday Math, the Voyager Reading Program and the support of reading and math interventionists, provide vital individualized support for our children. Using student performance data to drive instruction, our teachers plan lessons that meet the unique needs of each student. We are also actively preparing for the new Common Core State Standards.

Murray-LaSaine regularly seeks the involvement and support of our parents, families and community. Parent conferences, Family Partnership Nights, PTA meetings, monthly newsletters and parent call-outs all enhance our level of family and community engagement. Our Muffins for Moms, Doughnuts for Dads, and Grits for Grandparents are activities that invite our families into our school, welcoming them and showing our appreciation for their support. We continue to add innovative school and community events. Along with these efforts, our PTA/SIC/Title I Board continue to work to build connections between our school, our families, and our community.

Chick-fil-A, Earth Fare, James Island County Parks, McDonalds, Walmart, local churches and community organizations are among our valued community partners. These partnerships provide resources and opportunities that greatly enhance our school, allowing us to "meet the needs of our students, one student at a time." This year, our first- and second-grade students were involved in a new "Learn to Swim" program.

It is with the support of all of our families and community members that we are able to continue to strive for Excellence and provide the best possible education for each child, ensuring the establishment of life-long learners for our future.

James J. Reinhart, Interim Principal
Shante' Ellis, SIC Chair

Comprehensive detail, including definitions of ratings, performance criteria, and explanations of status, is available on www.ed.sc.gov and www.eoc.sc.gov as well as school and school district websites.

Printed versions are available from school districts upon request.

Abbreviations Key

N/A Not Applicable N/AV Not Available N/C Not Collected N/R Not Reported I/S Insufficient Sample TBD To be determined
NI Newly Identified CSI Continuing School Improvement CA Corrective Action RP Plan to Restructure R Restructure DELAY School Improvement Status HOLD School Improvement Status