



SC Annual School Report Card Summary

Mt. Pleasant Academy

Charleston

Grades: PK-5

Enrollment: 517

Principal: Jane Davis

Superintendent: Dr. Nancy J. McGinley

Board Chair: Mrs. Cindy Bohn Coats

PERFORMANCE

Comprehensive detail, including definitions of ratings, performance criteria, and explanations of status, is available on www.ed.sc.gov and www.eoc.sc.gov as well as school and school district websites. Printed versions are available from school districts upon request.

YEAR	ABSOLUTE RATING	GROWTH RATING	PALMETTO GOLD AND SILVER AWARD		ESEA/FEDERAL ACCOUNTABILITY RATING SYSTEM	
			General Performance	Closing the Gap	ESEA Grade	Accountability Indicator
2013	Excellent	Good	TBD	TBD	A	N/A
2012	Excellent	Excellent	Gold	Silver	A	N/A
2011	Excellent	Excellent	Gold	Silver	Met	N/A

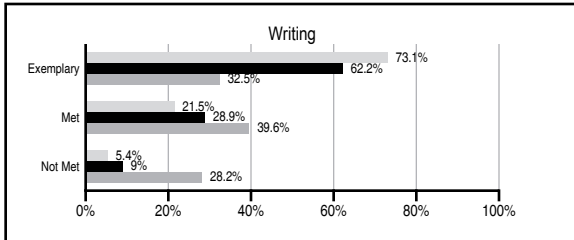
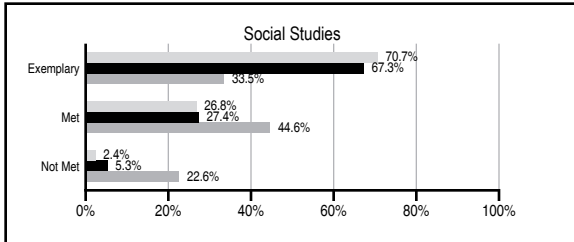
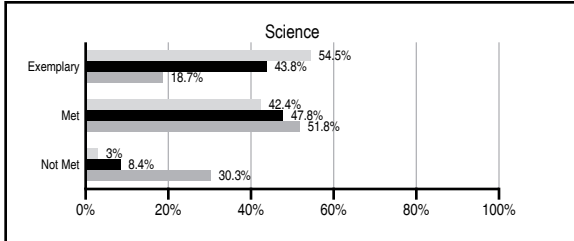
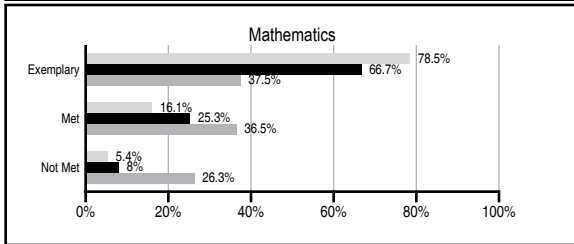
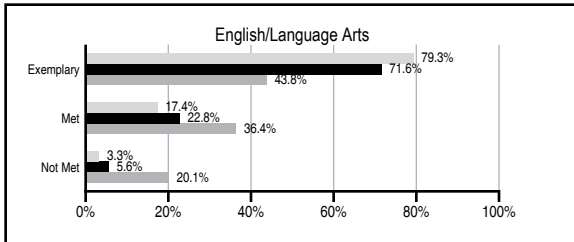
ABSOLUTE RATINGS OF ELEMENTARY SCHOOLS WITH STUDENTS LIKE OURS*

EXCELLENT	GOOD	AVERAGE	BELOW AVERAGE	AT-RISK
15	0	0	0	0

* Ratings are calculated with data available by 11/07/2013. Schools with Students Like Ours are Elementary Schools with Poverty Indices of no more than 5% above or below the index for this school.



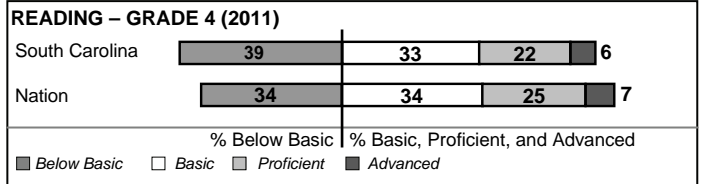
PASS PERFORMANCE

Our School
 Elementary Schools with Students Like Ours
 Elementary schools statewide



NAEP PERFORMANCE*

* Performance reported for SC and nation, data not available at school level. Percentages at NAEP Achievement Levels.



SC PERFORMANCE VISION

By 2020 all students will graduate with the knowledge and skills necessary to compete successfully in the global economy, participate in a democratic society and contribute positively as members of families and communities.

Abbreviations Key

N/A Not Applicable N/AV Not Available N/C Not Collected N/R Not Reported I/S Insufficient Sample TBD To be determined

Mt. Pleasant Academy [Charleston]

SCHOOL PROFILE

	Our School	Change from Last Year	Elementary Schools with Students Like Ours	Median Elementary School
Students (n=517)				
Retention rate	0.8%	Up from 0.4%	0.4%	0.9%
Attendance rate	97.1%	No Change	97.3%	96.3%
Served by gifted and talented program	20.7%	N/A	20.7%	7.2%
With disabilities	6.7%	N/A	10.0%	12.4%
Older than usual for grade	0.2%	N/A	0.6%	1.9%
Out-of-school suspensions or expulsions for violent and/or criminal offenses	0.0%	Down from 0.2%	0.0%	0.0%
Teachers (n=31)				
Teachers with advanced degrees	71.0%	Down from 75.0%	66.1%	62.5%
Continuing contract teachers	93.5%	Up from 87.5%	88.5%	83.3%
Teachers returning from previous year	91.3%	Up from 89.4%	90.6%	88.3%
Teacher attendance rate	95.2%	Down from 97.9%	95.0%	95.0%
Average teacher salary*	\$49,372	Up 4.3%	\$49,416	\$48,193
Classes not taught by highly qualified teachers	0.0%	No Change	0.0%	0.0%
Professional development days/teacher	8.9 days	Up from 8.0 days	10.8 days	11.0 days
School				
Principal's years at school	25.0	Up from 24.0	4.0	4.0
Student-teacher ratio in core subjects	21.6 to 1	Up from 20.2 to 1	21.4 to 1	20.1 to 1
Prime instructional time	91.7%	Down from 94.8%	91.4%	90.0%
Opportunities in the arts	Good	No Change	Good	Good
SACS accreditation	No	No Change	Yes	Yes
Parents attending conferences	100.0%	Up from 97.5%	100.0%	100.0%
Character development program	Excellent	Up from Good	Excellent	Excellent
Dollars spent per pupil**	\$7,401	Down 0.5%	\$6,992	\$7,364
Percent of expenditures for instruction**	70.0%	Up from 65.9%	71.5%	68.0%
Percent of expenditures for teacher salaries**	69.0%	Up from 64.4%	70.5%	66.0%
ESEA composite index score	100.0	Up from 99.0	98.6	88.0

* Length of contract = 185+ days.

** Prior year audited financial data available.

REPORT OF PRINCIPAL AND SCHOOL IMPROVEMENT COUNCIL

The Mt. Pleasant Academy faculty and staff and the School Improvement Council are proud to share our 2013 successes with you. We have had another exciting year of enthusiastic teaching and engaged learning.

Mt. Pleasant Academy is a National No Child Left Behind Blue Ribbon School where all children are challenged to reach their full potential. We continue to be among the highest-achieving elementary schools in South Carolina, and we have been awarded the Palmetto Gold Award by the State Department of Education every year. We continually earn an absolute rating of excellent on the South Carolina Annual School Report Card. We have also been awarded the Palmetto Silver Award for our progress in closing the Achievement Gap.

Academic excellence is a priority at Mt. Pleasant Academy. In building excellence, we embrace the mission of our school: to work in partnership with families and the community, to assist each student to excel academically, to act responsibly, and to expand talents and social skills by providing diverse learning experiences in a nurturing environment. Our mission is accomplished through a cohesive partnership among teachers, students, parents, and community members working together with the common goal of providing high quality education.

We support Vision 2016, Charleston Achieving Excellence, and we will continue to work together to provide an exemplary educational program for every child at Mt. Pleasant Academy.

Jane Davis, Principal
Carter, SIC Chairperson

DeVeaux

EVALUATION RESULTS

	Teachers	Students*	Parents*
Number of surveys returned	19	64	35
Percent satisfied with learning environment	100%	87.6%	97.2%
Percent satisfied with social and physical environment	100%	88.8%	97.1%
Percent satisfied with school-home relations	100%	93.6%	94.3%

*Only students at the highest elementary school grade level at this school and their parents were included.

Comprehensive detail, including definitions of ratings, performance criteria, and explanations of status, is available on www.ed.sc.gov and www.eoc.sc.gov as well as school and school district websites.

Printed versions are available from school districts upon request.

Abbreviations Key

N/A Not Applicable N/AV Not Available N/C Not Collected N/R Not Reported I/S Insufficient Sample TBD To be determined
NI Newly Identified CSI Continuing School Improvement CA Corrective Action RP Plan to Restructure R Restructure DELAY School Improvement Status HOLD School Improvement Status