



SC Annual School Report Card Summary

Memminger School of Global Studies
 Charleston
 Grades: PK-6 Enrollment: 276
 Principal: Dr. Teresa Turner
 Superintendent: Dr. Nancy J. McGinley
 Board Chair: Mrs. Cindy Bohn Coats

PERFORMANCE

Comprehensive detail, including definitions of ratings, performance criteria, and explanations of status, is available on www.ed.sc.gov and www.eoc.sc.gov as well as school and school district websites. Printed versions are available from school districts upon request.

YEAR	ABSOLUTE RATING	GROWTH RATING	PALMETTO GOLD AND SILVER AWARD		ESEA/FEDERAL ACCOUNTABILITY RATING SYSTEM	
			General Performance	Closing the Gap	ESEA Grade	Accountability Indicator
2013	At-Risk	Average	TBD	TBD	F	Priority
2012	At-Risk	At-Risk	N/A	N/A	F	Priority
2011	Below Average	At-Risk	N/A	N/A	Not Met	N/A

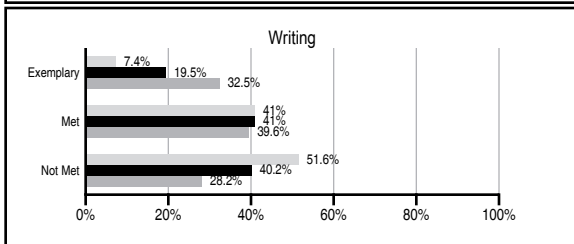
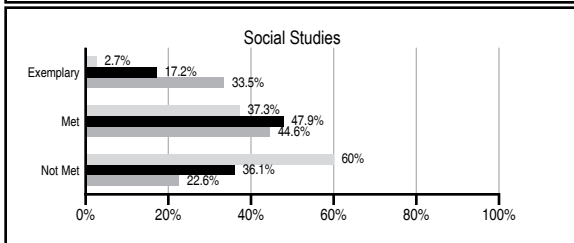
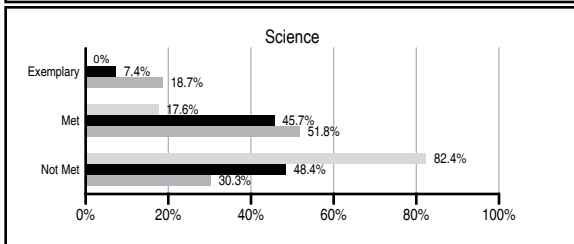
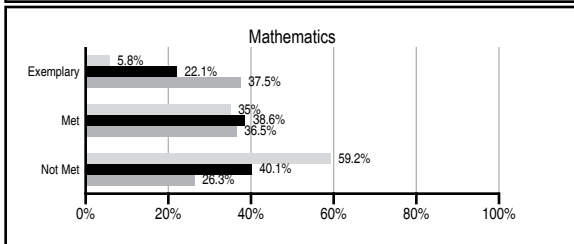
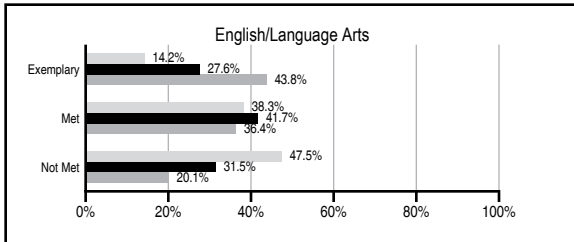
ABSOLUTE RATINGS OF ELEMENTARY SCHOOLS WITH STUDENTS LIKE OURS*

EXCELLENT	GOOD	AVERAGE	BELOW AVERAGE	AT-RISK
0	11	89	43	15

* Ratings are calculated with data available by 11/07/2013. Schools with Students Like Ours are Elementary Schools with Poverty Indices of no more than 5% above or below the index for this school.

PASS PERFORMANCE

Our School
 Elementary Schools with Students Like Ours
 Elementary schools statewide



NAEP PERFORMANCE*

* Performance reported for SC and nation, data not available at school level. Percentages at NAEP Achievement Levels.



SC PERFORMANCE VISION

By 2020 all students will graduate with the knowledge and skills necessary to compete successfully in the global economy, participate in a democratic society and contribute positively as members of families and communities.

Abbreviations Key

N/A Not Applicable N/AV Not Available N/C Not Collected N/R Not Reported I/S Insufficient Sample TBD To be determined

Memminger School of Global Studies [Charleston]

SCHOOL PROFILE

	Our School	Change from Last Year	Elementary Schools with Students Like Ours	Median Elementary School
Students (n=276)				
Retention rate	1.1%	Up from 0.4%	1.1%	0.9%
Attendance rate	94.8%	Down from 95.2%	95.9%	96.3%
Served by gifted and talented program	1.3%	N/A	2.5%	7.2%
With disabilities	9.3%	N/A	13.4%	12.4%
Older than usual for grade	4.8%	N/A	3.0%	1.9%
Out-of-school suspensions or expulsions for violent and/or criminal offenses	4.0%	Down from 5.3%	0.0%	0.0%
Teachers (n=33)				
Teachers with advanced degrees	42.4%	Down from 61.3%	60.0%	62.5%
Continuing contract teachers	66.7%	Up from 64.5%	75.0%	83.3%
Teachers returning from previous year	75.2%	Down from 77.8%	84.6%	88.3%
Teacher attendance rate	91.2%	Down from 97.4%	94.9%	95.0%
Average teacher salary*	\$44,257	Up 4.0%	\$46,095	\$48,193
Classes not taught by highly qualified teachers	1.6%	Up from 1.1%	0.0%	0.0%
Professional development days/teacher	11.4 days	Up from 7.4 days	10.4 days	11.0 days
School				
Principal's years at school	2.0	Up from 1.0	3.5	4.0
Student-teacher ratio in core subjects	13.1 to 1	Down from 27.2 to 1	17.8 to 1	20.1 to 1
Prime instructional time	84.0%	Down from 92.1%	89.6%	90.0%
Opportunities in the arts	Good	No Change	Good	Good
SACS accreditation	No	No Change	Yes	Yes
Parents attending conferences	97.0%	Down from 100.0%	100.0%	100.0%
Character development program	Good	Down from Excellent	Excellent	Excellent
Dollars spent per pupil**	\$9,650	Down 9.0%	\$8,297	\$7,364
Percent of expenditures for instruction**	69.0%	Up from 65.3%	66.0%	68.0%
Percent of expenditures for teacher salaries**	66.0%	Up from 62.9%	63.5%	66.0%
ESEA composite index score	46.8	Up from 30.4	70.4	88.0

* Length of contract = 185+ days.

** Prior year audited financial data available.

EVALUATION RESULTS

	Teachers	Students*	Parents*
Number of surveys returned	15	32	8
Percent satisfied with learning environment	46.7%	93.8%	N/A
Percent satisfied with social and physical environment	46.7%	68.8%	N/A
Percent satisfied with school-home relations	26.6%	93.8%	N/A

*Only students at the highest elementary school grade level at this school and their parents were included.

REPORT OF PRINCIPAL AND SCHOOL IMPROVEMENT COUNCIL

Memminger School of Global Studies: A University Partnership is excited to be in its fourth year of implementing our partial magnet curriculum school-wide. Through a rigorous inquiry-based approach, this program brings the South Carolina Standards for the 21st Century to life through the use of geography, social studies, language acquisition, and cultural appreciation.

Throughout the transition to our temporary "swing" space, our diverse and dedicated school faculty continues to support our downtown community by keeping student learning, academic achievement, and student emotional wellness top priorities.

Although the faculty, staff, students, and parents worked hard to improve student achievement, Memminger scored in the at-risk category on the 2012 PASS Assessment.

The staff, parents and students use data to make dynamic decisions as we strive for academic success of all students. We continue to make progress in raising our academic achievement by using instructional techniques that are best practices, honoring instructional time, involving both students and parents in the learning process, as well as providing staff development that is meaningful for enhancing the school's academic growth.

Our greatest challenge continues to be closing the gap between primary and elementary student achievement at an accelerated rate. In order to meet these challenges, our teachers have had additional training in using data to make instructional decisions. We will continue to use school-wide norming data, MAP benchmarking, and PASS analysis as well as AIMSWeb to improve classroom instruction. All teachers in grades K-2 will follow a district-wide literacy model with pathways for students not at benchmark. Through our Primary Grades Academy program we have seen tremendous gains in student improvement, increasing the number of students on grade level in our primary grades.

Memminger continues its partnerships with the College of Charleston, Trident United Way, Grace Church, Mt. Zion AME Church, Charleston Restaurant Association, Communities in Schools, WINGS for kids, Reading Partners with Book Buddies, Charleston Area Children's Garden Project with Darlena Goodwin, the Rotary Club and several other local businesses and organizations.

This year we plan on increasing student achievement by strategically using our partnerships along with research-based, best practices to increase student engagement, strengthen parental involvement initiatives, improve student and teacher attendance, and provide rigorous instruction across all grade levels.

Dr. Teresa Nowlin, Principal
Frasier, SIC Chairperson

Roberta

Comprehensive detail, including definitions of ratings, performance criteria, and explanations of status, is available on www.ed.sc.gov and www.eoc.sc.gov as well as school and school district websites.

Printed versions are available from school districts upon request.

Abbreviations Key

N/A Not Applicable N/AV Not Available N/C Not Collected N/R Not Reported I/S Insufficient Sample TBD To be determined
NI Newly Identified CSI Continuing School Improvement CA Corrective Action RP Plan to Restructure R Restructure DELAY School Improvement Status HOLD School Improvement Status