



SC Annual School Report Card Summary

Harbor View Elementary School
 Charleston
 Grades: PK-5 Enrollment: 513
 Principal: Lara J. Latto
 Superintendent: Dr. Nancy J. McGinley
 Board Chair: Mrs. Cindy Bohn Coats

PERFORMANCE

Comprehensive detail, including definitions of ratings, performance criteria, and explanations of status, is available on www.ed.sc.gov and www.eoc.sc.gov as well as school and school district websites. Printed versions are available from school districts upon request.

YEAR	ABSOLUTE RATING	GROWTH RATING	PALMETTO GOLD AND SILVER AWARD		ESEA/FEDERAL ACCOUNTABILITY RATING SYSTEM	
			General Performance	Closing the Gap	ESEA Grade	Accountability Indicator
2013	Excellent	Good	TBD	TBD	A	N/A
2012	Excellent	Excellent	Gold	Silver	A	N/A
2011	Excellent	Excellent	Gold	N/A	Met	N/A

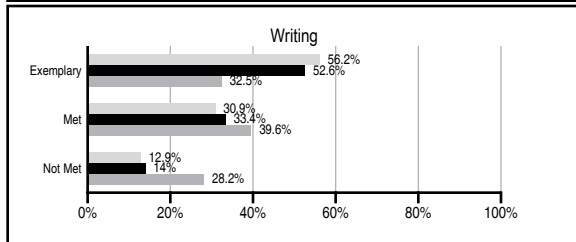
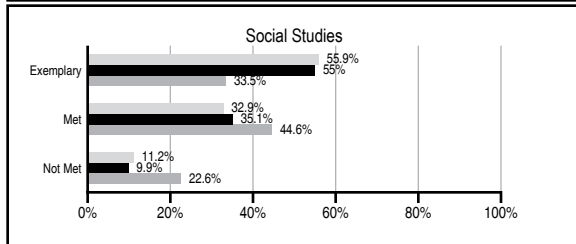
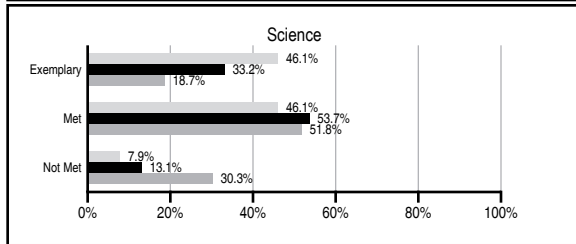
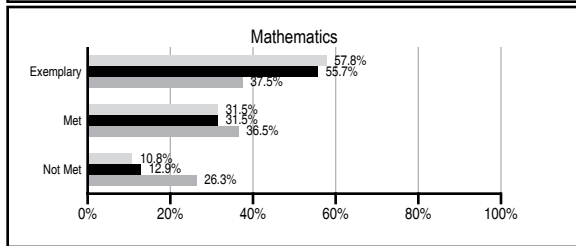
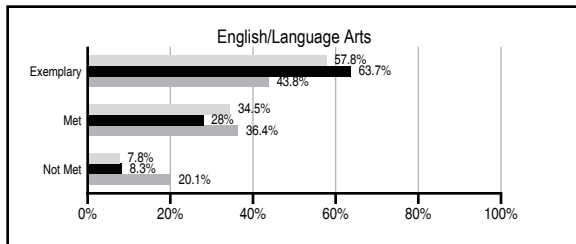
ABSOLUTE RATINGS OF ELEMENTARY SCHOOLS WITH STUDENTS LIKE OURS*

EXCELLENT	GOOD	AVERAGE	BELOW AVERAGE	AT-RISK
30	1	0	0	0

* Ratings are calculated with data available by 11/07/2013. Schools with Students Like Ours are Elementary Schools with Poverty Indices of no more than 5% above or below the index for this school.

PASS PERFORMANCE

Our School
 Elementary Schools with Students Like Ours
 Elementary schools statewide



NAEP PERFORMANCE*

* Performance reported for SC and nation, data not available at school level. Percentages at NAEP Achievement Levels.



SC PERFORMANCE VISION

By 2020 all students will graduate with the knowledge and skills necessary to compete successfully in the global economy, participate in a democratic society and contribute positively as members of families and communities.

Abbreviations Key

N/A Not Applicable N/AV Not Available N/C Not Collected N/R Not Reported I/S Insufficient Sample TBD To be determined

Harbor View Elementary School [Charleston]

SCHOOL PROFILE

	Our School	Change from Last Year	Elementary Schools with Students Like Ours	Median Elementary School
Students (n=513)				
Retention rate	1.8%	Up from 0.4%	0.6%	0.9%
Attendance rate	96.4%	Down from 96.5%	96.7%	96.3%
Served by gifted and talented program	14.4%	N/A	14.3%	7.2%
With disabilities	4.8%	N/A	9.3%	12.4%
Older than usual for grade	1.5%	N/A	1.1%	1.9%
Out-of-school suspensions or expulsions for violent and/or criminal offenses	0.4%	Up from 0.2%	0.0%	0.0%
Teachers (n=36)				
Teachers with advanced degrees	55.6%	No Change	61.1%	62.5%
Continuing contract teachers	91.7%	Down from 100.0%	84.0%	83.3%
Teachers returning from previous year	92.1%	Up from 92.0%	90.3%	88.3%
Teacher attendance rate	96.2%	Down from 98.3%	95.1%	95.0%
Average teacher salary*	\$50,555	Up 2.5%	\$49,298	\$48,193
Classes not taught by highly qualified teachers	0.0%	No Change	0.0%	0.0%
Professional development days/teacher	9.5 days	Up from 4.6 days	10.8 days	11.0 days
School				
Principal's years at school	3.0	Up from 2.0	5.0	4.0
Student-teacher ratio in core subjects	22.3 to 1	Up from 21.2 to 1	21.0 to 1	20.1 to 1
Prime instructional time	91.8%	Down from 94.8%	91.1%	90.0%
Opportunities in the arts	Good	No Change	Good	Good
SACS accreditation	No	No Change	Yes	Yes
Parents attending conferences	100.0%	Up from 98.5%	100.0%	100.0%
Character development program	Good	No Change	Excellent	Excellent
Dollars spent per pupil**	\$6,505	Up 4.5%	\$7,070	\$7,364
Percent of expenditures for instruction**	71.0%	No Change	69.0%	68.0%
Percent of expenditures for teacher salaries**	70.0%	Up from 69.9%	66.5%	66.0%
ESEA composite index score	92.5	Down from 100.0	96.7	88.0

* Length of contract = 185+ days.

** Prior year audited financial data available.

EVALUATION RESULTS

	Teachers	Students*	Parents*
Number of surveys returned	17	69	68
Percent satisfied with learning environment	100%	84.1%	88.2%
Percent satisfied with social and physical environment	100%	82.4%	86.6%
Percent satisfied with school-home relations	94.1%	87%	86.7%

*Only students at the highest elementary school grade level at this school and their parents were included.

REPORT OF PRINCIPAL AND SCHOOL IMPROVEMENT COUNCIL

Harbor View Elementary continues the quest for excellence in academics, citizenship, and educational opportunities for all students, recognizing the learning differences that exist within our diverse student body. We hold high expectations for our students as we encourage them not only to live up to their potential academically but also personally, with healthy choices, social awareness, leadership qualities, and values contributing to a "moral compass" that guides the Harbor View experience. A student's understanding of the "big picture" and his/her impact on our planet is also integral to our school, with a new focus on renewals and recyclables.

The faculty and staff at Harbor View continue to provide excellent instruction, and are committed to the success of Harbor View students both academically and personally. We have once again been named a Palmetto Gold Award Winning school by the State Department of Education based on the general performance of the students' results on the 2012 Palmetto Assessment of State Standards (PASS). In addition, we received an Excellent school report card rating and was one of ten schools to receive a perfect score based on students' performance and improvement.

In addition to our focus on academics, Harbor View is committed to a wellness program that is supported by faculty and parents and makes healthy choices a part of our everyday lesson to students. Our school was recognized for establishing outstanding best practices and is promoting more physical activity every day and mental wellness for all by providing yoga, meditations spaces, and other exercise programs.

Harbor View has a new focus on recycling and composting, which began when we were selected for the CCSD composting pilot program. As a school, we diverted thousands of pounds of trash from our local landfill. Our SIC and PTA have taken this program a step further and have participated in educating our students about making good choices for the earth. Our students take pride in these initiatives and understand that their small daily choices can lead to valuable change in the world.

At Harbor View, we have school pride but also strive to support the individual student. We celebrate the talents of our students. We look beyond IEPs and 504 plans to recognize the special needs that a student might have. As we move towards the Common Core Curriculum and Vision 2016, educational programs proven to be effective instruments in early intervention, tutoring, remediation, and extended learning will continue to be invaluable to our students.

The continued support of our students by the parents, teachers, and community will ensure that Harbor View Elementary continues to be an excellent-rated school and an excellent place for all of our individual students. We are proud of our school!

"Together we will learn, grow, and Sail for Excellence. Today I dedicate myself to becoming the very best me I can be." —Excerpt from The Harbor View Creed

Lara Latto, Principal
Child, SIC Chairperson

Downing

Comprehensive detail, including definitions of ratings, performance criteria, and explanations of status, is available on www.ed.sc.gov and www.eoc.sc.gov as well as school and school district websites.

Printed versions are available from school districts upon request.

Abbreviations Key

N/A Not Applicable N/AV Not Available N/C Not Collected N/R Not Reported I/S Insufficient Sample TBD To be determined

NI Newly Identified CSI Continuing School Improvement CA Corrective Action RP Plan to Restructure R Restructure DELAY School Improvement Status HOLD School Improvement Status