



SC Annual School Report Card Summary

W. B. Goodwin Elementary School
 Charleston
 Grades: PK-5 Enrollment: 587
 Principal: Diane Ross
 Superintendent: Dr. Nancy J. McGinley
 Board Chair: Mrs. Cindy Bohn Coats

PERFORMANCE

Comprehensive detail, including definitions of ratings, performance criteria, and explanations of status, is available on www.ed.sc.gov and www.eoc.sc.gov as well as school and school district websites. Printed versions are available from school districts upon request.

YEAR	ABSOLUTE RATING	GROWTH RATING	PALMETTO GOLD AND SILVER AWARD		ESEA/FEDERAL ACCOUNTABILITY RATING SYSTEM	
			General Performance	Closing the Gap	ESEA Grade	Accountability Indicator
2013	Average	Average	TBD	TBD	D	N/A
2012	Average	Average	N/A	N/A	B	Reward
2011	Average	Average	Silver	N/A	Not Met	N/A

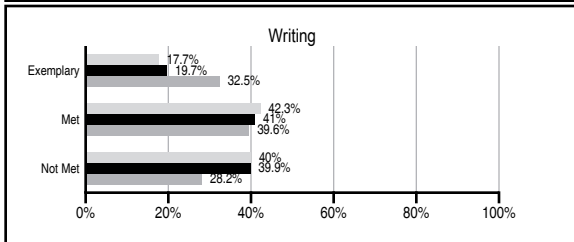
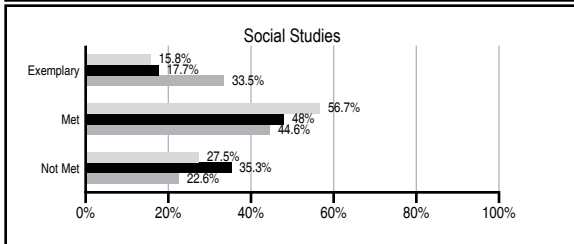
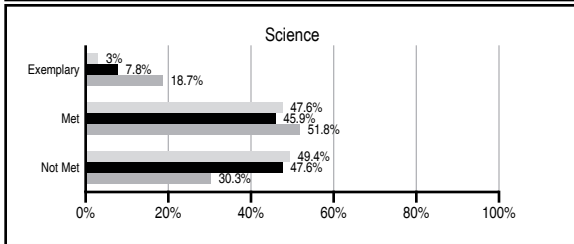
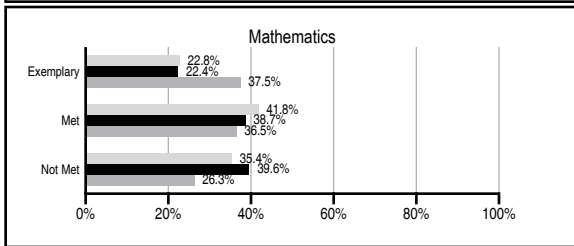
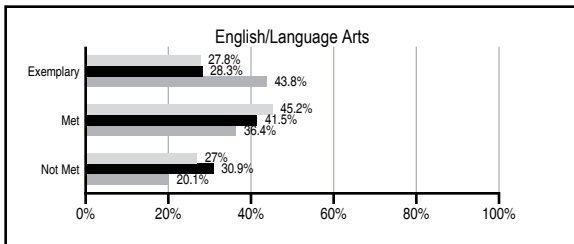
ABSOLUTE RATINGS OF ELEMENTARY SCHOOLS WITH STUDENTS LIKE OURS*

EXCELLENT	GOOD	AVERAGE	BELOW AVERAGE	AT-RISK
1	13	100	47	15

* Ratings are calculated with data available by 11/07/2013. Schools with Students Like Ours are Elementary Schools with Poverty Indices of no more than 5% above or below the index for this school.

PASS PERFORMANCE

Our School
 Elementary Schools with Students Like Ours
 Elementary schools statewide



NAEP PERFORMANCE*

* Performance reported for SC and nation, data not available at school level. Percentages at NAEP Achievement Levels.



SC PERFORMANCE VISION

By 2020 all students will graduate with the knowledge and skills necessary to compete successfully in the global economy, participate in a democratic society and contribute positively as members of families and communities.

Abbreviations Key

N/A Not Applicable N/AV Not Available N/C Not Collected N/R Not Reported I/S Insufficient Sample TBD To be determined

W. B. Goodwin Elementary School [Charleston]

SCHOOL PROFILE

	Our School	Change from Last Year	Elementary Schools with Students Like Ours	Median Elementary School
Students (n=587)				
Retention rate	0.9%	Up from 0.8%	1.1%	0.9%
Attendance rate	96.4%	Down from 96.5%	95.9%	96.3%
Served by gifted and talented program	6.2%	N/A	2.7%	7.2%
With disabilities	8.6%	N/A	13.5%	12.4%
Older than usual for grade	1.5%	N/A	3.0%	1.9%
Out-of-school suspensions or expulsions for violent and/or criminal offenses	2.2%	Up from 0.0%	0.0%	0.0%
Teachers (n=49)				
Teachers with advanced degrees	57.1%	Up from 55.8%	60.0%	62.5%
Continuing contract teachers	67.3%	Down from 76.9%	76.6%	83.3%
Teachers returning from previous year	82.6%	No Change	84.8%	88.3%
Teacher attendance rate	95.8%	Down from 98.0%	94.9%	95.0%
Average teacher salary*	\$42,861	Up 1.5%	\$46,124	\$48,193
Classes not taught by highly qualified teachers	0.0%	No Change	0.0%	0.0%
Professional development days/teacher	13.9 days	Up from 13.0 days	10.4 days	11.0 days
School				
Principal's years at school	5.0	Up from 4.0	4.0	4.0
Student-teacher ratio in core subjects	18.4 to 1	Down from 18.8 to 1	18.2 to 1	20.1 to 1
Prime instructional time	91.1%	Down from 94.0%	89.5%	90.0%
Opportunities in the arts	Good	No Change	Good	Good
SACS accreditation	No	No Change	Yes	Yes
Parents attending conferences	100.0%	Up from 99.1%	100.0%	100.0%
Character development program	Excellent	No Change	Good	Excellent
Dollars spent per pupil**	\$6,345	Up 1.9%	\$8,246	\$7,364
Percent of expenditures for instruction**	70.0%	Down from 71.0%	67.0%	68.0%
Percent of expenditures for teacher salaries**	67.0%	Down from 69.6%	64.0%	66.0%
ESEA composite index score	66.5	Down from 85.6	71.5	88.0

* Length of contract = 185+ days.

** Prior year audited financial data available.

EVALUATION RESULTS

	Teachers	Students*	Parents*
Number of surveys returned	45	81	56
Percent satisfied with learning environment	95.6%	76.6%	89.3%
Percent satisfied with social and physical environment	95.5%	74%	85.4%
Percent satisfied with school-home relations	64.4%	86.3%	90.4%

*Only students at the highest elementary school grade level at this school and their parents were included.

REPORT OF PRINCIPAL AND SCHOOL IMPROVEMENT COUNCIL

The faculty and staff of W. B. Goodwin Elementary have defined specific educational goals as we continue our journey toward academic excellence. It is important for teachers, students and parents to know and understand each child's level of understanding and collectively develop plans to help every student make appropriate progress. We are benchmarking student progress by analyzing various data periodically that include Measures of Academic Progress (MAP) for kindergarten through fifth graders, Aims Web progress monitoring for kindergarten through fifth graders, and the DIAL 4 for child development students. The administrators, teachers and students update goals after each assessment. Celebrations occur as the students meet their goals and new goals are then developed or in some cases revised. Teachers use the data in making instructional decisions so that they can continue to meet the needs of all students. Through our CORE process, interventions are implemented and progress-monitored to be sure we continue to serve our children appropriately.

The Common Core Standards and the CCSD Coherent Curriculum are the blueprints for our instructional planning and delivery. We set challenging goals for our students because we believe that "high expectations result in exemplary performance". Grade level teachers meet with the principal and Instructional Resource Teacher on a weekly basis to discuss student progress.

In 2012, Goodwin Elementary maintained an Average absolute rating on the State School Report Card. The emphasis placed on relationships with students and their families, rigor and relevance, Personalized Learning, and student responsibility has resulted in improved student achievement for students in all ethnic groups. We are excited that twenty percent of our student body is Hispanic and we now have two ESOL teachers on campus to support these students and their families. Everyone at Goodwin makes a commitment to all children so they know and feel success. We know that our students have great potential and we are committed to helping them reach that potential.

The principal has an open door policy to ensure a school climate that is friendly and inviting. It is essential to work together as we move forward to guarantee the success of all Goodwin Elementary students.

Diane Ross, Principal
Granger, SIC Chairperson

Tammie

Comprehensive detail, including definitions of ratings, performance criteria, and explanations of status, is available on www.ed.sc.gov and www.eoc.sc.gov as well as school and school district websites.

Printed versions are available from school districts upon request.

Abbreviations Key

N/A Not Applicable N/AV Not Available N/C Not Collected N/R Not Reported I/S Insufficient Sample TBD To be determined
NI Newly Identified CSI Continuing School Improvement CA Corrective Action RP Plan to Restructure R Restructure DELAY School Improvement Status HOLD School Improvement Status