



SC Annual School Report Card Summary

Mary Ford Elementary School
 Charleston
 Grades: PK-5 Enrollment: 291
 Principal: Mary B. Reynolds
 Superintendent: Dr. Nancy J. McGinley
 Board Chair: Mrs. Cindy Bohn Coats

PERFORMANCE

Comprehensive detail, including definitions of ratings, performance criteria, and explanations of status, is available on www.ed.sc.gov and www.eoc.sc.gov as well as school and school district websites. Printed versions are available from school districts upon request.

| YEAR | ABSOLUTE RATING | GROWTH RATING | PALMETTO GOLD AND SILVER AWARD | | ESEA/FEDERAL ACCOUNTABILITY RATING SYSTEM | |
|------|-----------------|---------------|--------------------------------|-----------------|---|--------------------------|
| | | | General Performance | Closing the Gap | ESEA Grade | Accountability Indicator |
| 2013 | Average | Average | TBD | TBD | C | N/A |
| 2012 | Average | Average | N/A | N/A | B | Reward |
| 2011 | Below Average | Average | N/A | N/A | Not Met | N/A |

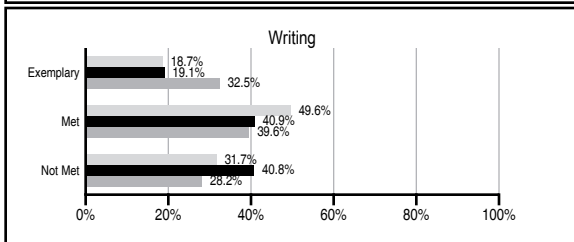
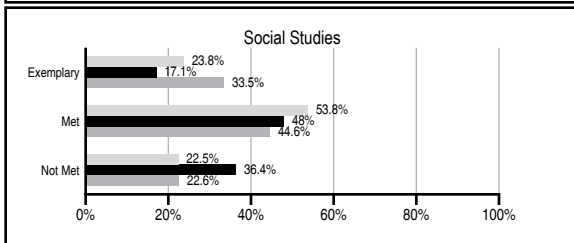
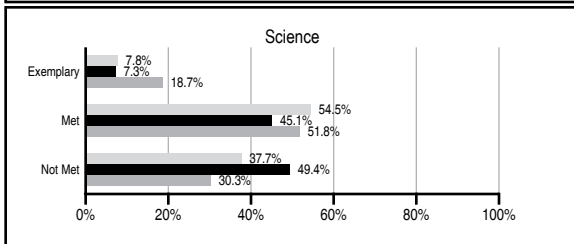
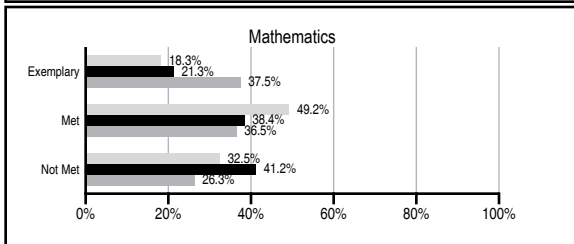
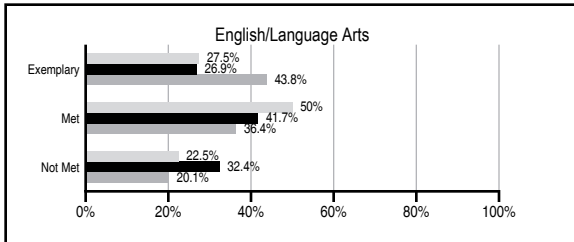
ABSOLUTE RATINGS OF ELEMENTARY SCHOOLS WITH STUDENTS LIKE OURS*

| EXCELLENT | GOOD | AVERAGE | BELOW AVERAGE | AT-RISK |
|-----------|------|---------|---------------|---------|
| 0 | 8 | 73 | 37 | 13 |

* Ratings are calculated with data available by 11/07/2013. Schools with Students Like Ours are Elementary Schools with Poverty Indices of no more than 5% above or below the index for this school.

PASS PERFORMANCE

Our School
 Elementary Schools with Students Like Ours
 Elementary schools statewide



NAEP PERFORMANCE*

* Performance reported for SC and nation, data not available at school level. Percentages at NAEP Achievement Levels.



SC PERFORMANCE VISION

By 2020 all students will graduate with the knowledge and skills necessary to compete successfully in the global economy, participate in a democratic society and contribute positively as members of families and communities.

Abbreviations Key

N/A Not Applicable N/AV Not Available N/C Not Collected N/R Not Reported I/S Insufficient Sample TBD To be determined

Mary Ford Elementary School [Charleston]

SCHOOL PROFILE

| | Our School | Change from Last Year | Elementary Schools with Students Like Ours | Median Elementary School |
|--|------------|-----------------------|--|--------------------------|
| Students (n=291) | | | | |
| Retention rate | 1.6% | Up from 1.0% | 1.1% | 0.9% |
| Attendance rate | 96.0% | Down from 96.3% | 95.9% | 96.3% |
| Served by gifted and talented program | 1.4% | N/A | 2.4% | 7.2% |
| With disabilities | 9.5% | N/A | 13.4% | 12.4% |
| Older than usual for grade | 1.4% | N/A | 3.0% | 1.9% |
| Out-of-school suspensions or expulsions for violent and/or criminal offenses | 0.7% | Up from 0.5% | 0.0% | 0.0% |
| Teachers (n=34) | | | | |
| Teachers with advanced degrees | 52.9% | Down from 57.9% | 60.0% | 62.5% |
| Continuing contract teachers | 79.4% | Up from 73.7% | 73.5% | 83.3% |
| Teachers returning from previous year | 84.4% | Down from 84.5% | 84.3% | 88.3% |
| Teacher attendance rate | 97.1% | Down from 98.1% | 94.9% | 95.0% |
| Average teacher salary* | \$44,884 | Up 1.7% | \$45,936 | \$48,193 |
| Classes not taught by highly qualified teachers | 0.0% | Down from 3.1% | 0.0% | 0.0% |
| Professional development days/teacher | 20.8 days | Up from 11.8 days | 10.2 days | 11.0 days |
| School | | | | |
| Principal's years at school | 3.0 | Up from 2.0 | 4.0 | 4.0 |
| Student-teacher ratio in core subjects | 14.7 to 1 | Up from 14.4 to 1 | 17.8 to 1 | 20.1 to 1 |
| Prime instructional time | 92.5% | Down from 94.2% | 89.6% | 90.0% |
| Opportunities in the arts | Good | No Change | Good | Good |
| SACS accreditation | No | No Change | Yes | Yes |
| Parents attending conferences | 100.0% | No Change | 100.0% | 100.0% |
| Character development program | Excellent | No Change | Good | Excellent |
| Dollars spent per pupil** | \$9,435 | Up 4.3% | \$8,576 | \$7,364 |
| Percent of expenditures for instruction** | 69.0% | Down from 69.3% | 67.0% | 68.0% |
| Percent of expenditures for teacher salaries** | 67.0% | Down from 67.4% | 63.0% | 66.0% |
| ESEA composite index score | 74.4 | Down from 89.4 | 68.2 | 88.0 |

* Length of contract = 185+ days.

** Prior year audited financial data available.

EVALUATION RESULTS

| | Teachers | Students* | Parents* |
|--|----------|-----------|----------|
| Number of surveys returned | 12 | 49 | 26 |
| Percent satisfied with learning environment | 83.4% | 87.7% | 80.8% |
| Percent satisfied with social and physical environment | 91.7% | 93.9% | 85.2% |
| Percent satisfied with school-home relations | 58.4% | 82% | 85.1% |

*Only students at the highest elementary school grade level at this school and their parents were included.

REPORT OF PRINCIPAL AND SCHOOL IMPROVEMENT COUNCIL

Mary Ford's vision and commitment are to ensure that all of our children are provided the opportunities and tools to be successful now and in the future. Our children have great potential, and we are totally dedicated to helping each one of them reach that potential.

The 2012-2013 school year has been one of success for Mary Ford Elementary School. The school celebrated moving to an Average Absolute Rating and an Average Improvement Rating based on PASS 2012.

We believe that it is vital for teachers, students and parents to know each child's strengths and weaknesses, so that together we can develop a plan to ensure the success of each student. We provide benchmarking throughout the year and analyze various data: Dial 3 for child development, Aims Web and Read Well for K-2, and MAP for grades 1-5. Administrators, teachers, and students revise and update goals to reflect the data provided by the assessments. As goals are met, celebrations are held, and new goals are developed and revised as needed. Teachers use the data to inform classroom instruction and to make individualized decisions about their students. Interventions and enrichment activities are provided, implemented, and monitored to ensure the success of each student.

Because we believe that "high expectations result in exemplary performance", challenging goals are a must for all students, teachers, and administrators. Student progress is regularly discussed at weekly grade level meetings with the principal, teachers, and instructional support personnel. Parent/teacher conferences are provided to keep everyone informed of progress.

Communities in Schools (CIS) coordinated the Links to Success Program at Mary Ford. They coordinated parenting classes in financial literacy and provided other opportunities in areas of interest that were previously identified through a school wide needs assessment. A GED Program was implemented and we are proud to say that fifteen of our parents completed the program. The children have developed a positive relationship with the two CIS counselors and enjoy meeting with them for small group sessions. Charleston Promise Neighborhood (CPN) worked as a partner with Mary Ford and has helped to promote career development and engaging college prep activities for our students. We are fortunate that CPN provided a doctor one day per week for our students and families.

In order to ensure a friendly and inviting school atmosphere, an "Open Door" policy is maintained by our principal. We encourage our parents to volunteer and become active participants in their children's education. We know it is essential that we all work together as we move forward ensuring the success of all of our children at Mary Ford Elementary.

Mary Reynolds, Principal
Frye, SIC Chairperson

Jim

Comprehensive detail, including definitions of ratings, performance criteria, and explanations of status, is available on www.ed.sc.gov and www.eoc.sc.gov as well as school and school district websites.

Printed versions are available from school districts upon request.

Abbreviations Key

N/A Not Applicable N/AV Not Available N/C Not Collected N/R Not Reported I/S Insufficient Sample TBD To be determined

NI Newly Identified CSI Continuing School Improvement CA Corrective Action RP Plan to Restructure R Restructure DELAY School Improvement Status HOLD School Improvement Status