



# SC Annual School Report Card Summary

Chicora School of Communications: An Elementary Magnet  
 Charleston  
 Grades: PK-5 Enrollment: 363  
 Principal: Brian S. Agnew  
 Superintendent: Dr. Nancy J. McGinley  
 Board Chair: Mrs. Cindy Bohn Coats

## PERFORMANCE

Comprehensive detail, including definitions of ratings, performance criteria, and explanations of status, is available on [www.ed.sc.gov](http://www.ed.sc.gov) and [www.eoc.sc.gov](http://www.eoc.sc.gov) as well as school and school district websites. Printed versions are available from school districts upon request.

YEAR	ABSOLUTE RATING	GROWTH RATING	PALMETTO GOLD AND SILVER AWARD		ESEA/FEDERAL ACCOUNTABILITY RATING SYSTEM	
			General Performance	Closing the Gap	ESEA Grade	Accountability Indicator
2013	Below Average	At-Risk	TBD	TBD	F	N/A
2012	Average	Average	N/A	N/A	A	Reward
2011	Below Average	Average	Silver	N/A	Not Met	N/A

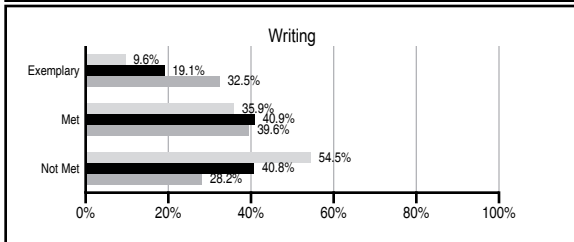
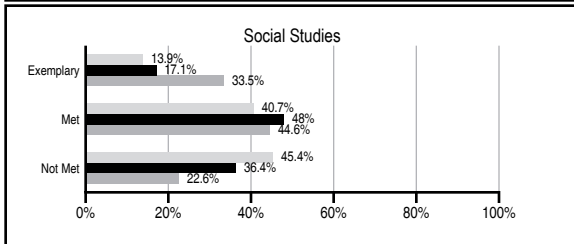
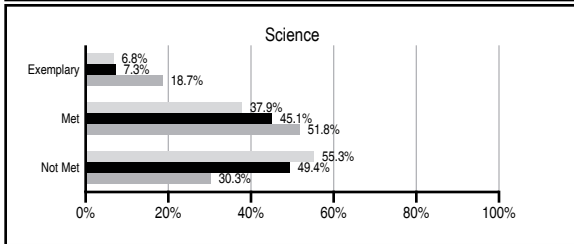
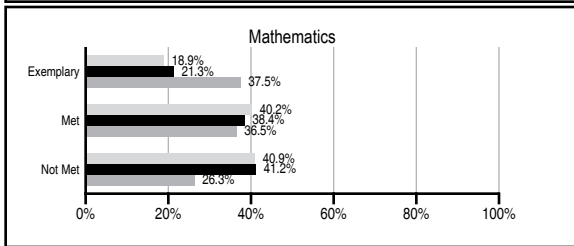
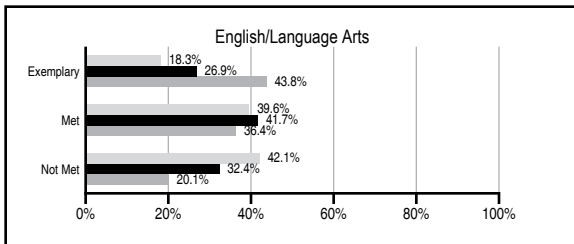
## ABSOLUTE RATINGS OF ELEMENTARY SCHOOLS WITH STUDENTS LIKE OURS\*

EXCELLENT	GOOD	AVERAGE	BELOW AVERAGE	AT-RISK
0	8	73	37	13

\* Ratings are calculated with data available by 11/07/2013. Schools with Students Like Ours are Elementary Schools with Poverty Indices of no more than 5% above or below the index for this school.

## PASS PERFORMANCE

Our School
  Elementary Schools with Students Like Ours
  Elementary schools statewide



## NAEP PERFORMANCE\*

\* Performance reported for SC and nation, data not available at school level. Percentages at NAEP Achievement Levels.



## SC PERFORMANCE VISION

*By 2020 all students will graduate with the knowledge and skills necessary to compete successfully in the global economy, participate in a democratic society and contribute positively as members of families and communities.*

### Abbreviations Key

N/A Not Applicable N/AV Not Available N/C Not Collected N/R Not Reported I/S Insufficient Sample TBD To be determined

# Chicora School of Communications: An Elementary Magnet [Charleston]

## SCHOOL PROFILE

	Our School	Change from Last Year	Elementary Schools with Students Like Ours	Median Elementary School
<b>Students (n=363)</b>				
Retention rate	0.8%	Up from 0.3%	1.1%	0.9%
Attendance rate	97.5%	Down from 98.1%	95.9%	96.3%
Served by gifted and talented program	0.9%	N/A	2.4%	7.2%
With disabilities	9.2%	N/A	13.4%	12.4%
Older than usual for grade	2.1%	N/A	3.0%	1.9%
Out-of-school suspensions or expulsions for violent and/or criminal offenses	1.9%	Up from 0.2%	0.0%	0.0%
<b>Teachers (n=35)</b>				
Teachers with advanced degrees	57.1%	Down from 63.2%	60.0%	62.5%
Continuing contract teachers	74.3%	Up from 63.2%	73.5%	83.3%
Teachers returning from previous year	85.3%	Down from 85.7%	84.3%	88.3%
Teacher attendance rate	93.8%	Down from 98.8%	94.9%	95.0%
Average teacher salary*	\$43,627	Up 1.1%	\$45,936	\$48,193
Classes not taught by highly qualified teachers	0.0%	No Change	0.0%	0.0%
Professional development days/teacher	5.4 days	Down from 12.5 days	10.2 days	11.0 days
<b>School</b>				
Principal's years at school	1.0	Down from 7.0	4.0	4.0
Student-teacher ratio in core subjects	17.7 to 1	Up from 14.6 to 1	17.8 to 1	20.1 to 1
Prime instructional time	90.1%	Down from 96.9%	89.6%	90.0%
Opportunities in the arts	Good	No Change	Good	Good
SACS accreditation	No	No Change	Yes	Yes
Parents attending conferences	100.0%	Up from 99.8%	100.0%	100.0%
Character development program	Excellent	No Change	Good	Excellent
Dollars spent per pupil**	\$8,612	Down 0.3%	\$8,576	\$7,364
Percent of expenditures for instruction**	67.0%	Down from 68.6%	67.0%	68.0%
Percent of expenditures for teacher salaries**	66.0%	Down from 66.8%	63.0%	66.0%
ESEA composite index score	34.0	Down from 95.6	68.2	88.0

\* Length of contract = 185+ days.

\*\* Prior year audited financial data available.

## EVALUATION RESULTS

	Teachers	Students*	Parents*
Number of surveys returned	23	56	19
Percent satisfied with learning environment	91.3%	82.1%	78.9%
Percent satisfied with social and physical environment	91.3%	89.3%	79%
Percent satisfied with school-home relations	60.8%	91.1%	89.4%

\*Only students at the highest elementary school grade level at this school and their parents were included.

## REPORT OF PRINCIPAL AND SCHOOL IMPROVEMENT COUNCIL

Chicora is a Communications Magnet School, the only one of its kind in the district. "Excellence is our Standard" is our motto and our theme and our focus is communications in all types of media. In 2012, Chicora was recognized by the State Department as a Palmetto Silver Medallion winner for substantial improvements over the last three years. Chicora was also recognized by the State Department as a Red Carpet School in 2010. An energetic, highly-qualified, and enthusiastic faculty and staff are two keys to success at the Chicora School of Communications. Important parts of our plan for continuous improvement are relevant monthly staff development sessions that address the specific needs of our students and staff as well as reduced class sizes that allow teachers to provide additional student-centered instruction. We evaluate our programs' strengths and weaknesses based on MAP scores, PASS results, surveys, and other data.

One of our great partnerships is with WINGS, our quality after-school program. We are also a Charleston Promise Neighborhood school. This partnership has provided our students and families with additional resources including a college culture and a medical clinic one day per week. Additionally, we are a Trident United Way Links to Success School. This provides our students and families with partnerships such as; Communities in Schools, Reading Partners/Book Buddies, and a Family Navigator. A state-of-the-art computer lab with a certified teacher has been an asset for the school and community. We utilize technology to enrich and increase student achievement in all academic areas. The second through fifth grade teachers are excited that the students continue to progress with Study Island, a computer-based academic program.

We also have the Literacy Pathways for students in kindergarten to third grade. This program addresses students with weak literacy skills. The principal continues to have an open-door policy to help ensure a school climate that is friendly and inviting. Chicora has a talented and dedicated faculty and staff who work hard each day to provide meaningful experiences and lessons for the students. The students' potential is great, and we strive daily to unlock that potential and help all of our children become successful. We recognize that students will rise to exemplary performance with high expectations and that is what we demand for and from the students at the Chicora School of Communications.

Brian Agnew, Principal  
Stringer, SIC Chairperson

Angela

Comprehensive detail, including definitions of ratings, performance criteria, and explanations of status, is available on [www.ed.sc.gov](http://www.ed.sc.gov) and [www.eoc.sc.gov](http://www.eoc.sc.gov) as well as school and school district websites.

Printed versions are available from school districts upon request.

### Abbreviations Key

N/A Not Applicable N/AV Not Available N/C Not Collected N/R Not Reported I/S Insufficient Sample TBD To be determined

NI Newly Identified CSI Continuing School Improvement CA Corrective Action RP Plan to Restructure R Restructure DELAY School Improvement Status HOLD School Improvement Status