



# SC Annual School Report Card Summary

C. C. Blaney Elementary School  
 Charleston  
 Grades: PK-6 Enrollment: 151  
 Principal: Reggie Terry  
 Superintendent: Dr. Nancy J. McGinley  
 Board Chair: Mrs. Cindy Bohn Coats

## PERFORMANCE

Comprehensive detail, including definitions of ratings, performance criteria, and explanations of status, is available on [www.ed.sc.gov](http://www.ed.sc.gov) and [www.eoc.sc.gov](http://www.eoc.sc.gov) as well as school and school district websites. Printed versions are available from school districts upon request.

YEAR	ABSOLUTE RATING	GROWTH RATING	PALMETTO GOLD AND SILVER AWARD		ESEA/FEDERAL ACCOUNTABILITY RATING SYSTEM	
			General Performance	Closing the Gap	ESEA Grade	Accountability Indicator
2013	Average	Good	TBD	TBD	D	N/A
2012	Below Average	Average	N/A	N/A	D	N/A
2011	Average	Below Average	N/A	N/A	Not Met	N/A

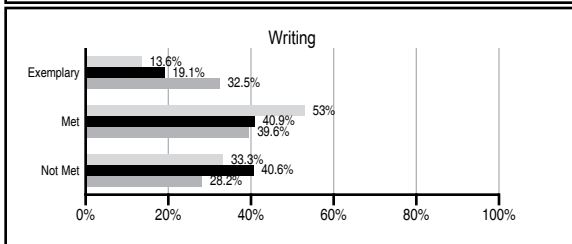
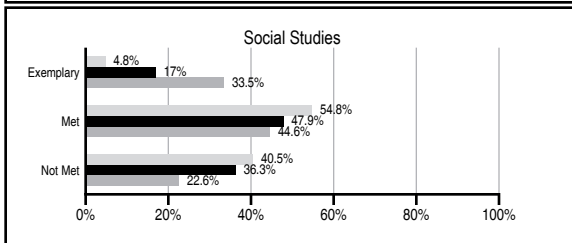
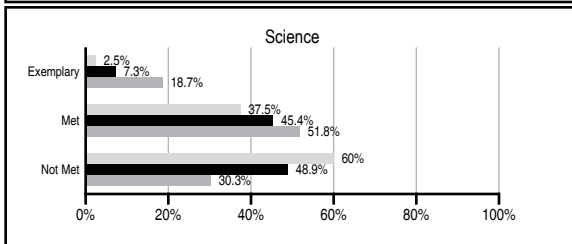
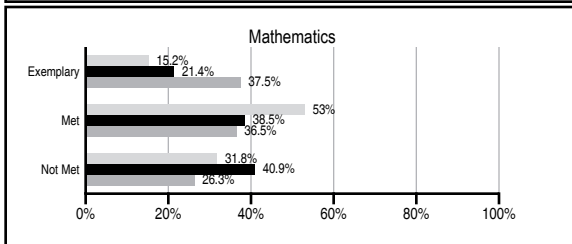
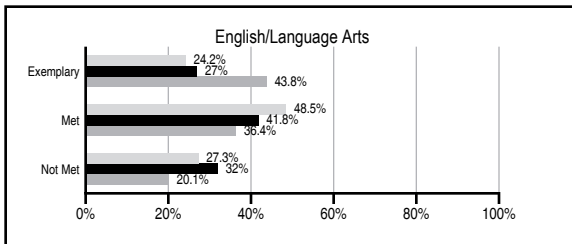
## ABSOLUTE RATINGS OF ELEMENTARY SCHOOLS WITH STUDENTS LIKE OURS\*

EXCELLENT	GOOD	AVERAGE	BELOW AVERAGE	AT-RISK
0	9	83	43	15

\* Ratings are calculated with data available by 11/07/2013. Schools with Students Like Ours are Elementary Schools with Poverty Indices of no more than 5% above or below the index for this school.

## PASS PERFORMANCE

Our School  
 Elementary Schools with Students Like Ours  
 Elementary schools statewide



## NAEP PERFORMANCE\*

\* Performance reported for SC and nation, data not available at school level. Percentages at NAEP Achievement Levels.



## SC PERFORMANCE VISION

*By 2020 all students will graduate with the knowledge and skills necessary to compete successfully in the global economy, participate in a democratic society and contribute positively as members of families and communities.*

### Abbreviations Key

N/A Not Applicable N/AV Not Available N/C Not Collected N/R Not Reported I/S Insufficient Sample TBD To be determined

# C. C. Blaney Elementary School [Charleston]

## SCHOOL PROFILE

	Our School	Change from Last Year	Elementary Schools with Students Like Ours	Median Elementary School
<b>Students (n=151)</b>				
Retention rate	6.1%	Up from 0.6%	1.1%	0.9%
Attendance rate	96.6%	Down from 97.2%	95.9%	96.3%
Served by gifted and talented program	3.0%	N/A	2.5%	7.2%
With disabilities	3.6%	N/A	13.4%	12.4%
Older than usual for grade	4.8%	N/A	3.0%	1.9%
Out-of-school suspensions or expulsions for violent and/or criminal offenses	0.7%	Up from 0.5%	0.0%	0.0%
<b>Teachers (n=17)</b>				
Teachers with advanced degrees	58.8%	No Change	59.8%	62.5%
Continuing contract teachers	82.4%	Up from 64.7%	74.7%	83.3%
Teachers returning from previous year	80.4%	Down from 81.1%	84.6%	88.3%
Teacher attendance rate	92.1%	Down from 98.6%	94.9%	95.0%
Average teacher salary*	\$46,095	Up 8.1%	\$46,095	\$48,193
Classes not taught by highly qualified teachers	0.0%	No Change	0.0%	0.0%
Professional development days/teacher	12.7 days	Up from 10.5 days	10.3 days	11.0 days
<b>School</b>				
Principal's years at school	2.0	Up from 1.0	4.0	4.0
Student-teacher ratio in core subjects	15.3 to 1	Down from 18.2 to 1	17.8 to 1	20.1 to 1
Prime instructional time	87.6%	Down from 95.5%	89.6%	90.0%
Opportunities in the arts	Excellent	Up from Good	Good	Good
SACS accreditation	No	No Change	Yes	Yes
Parents attending conferences	100.0%	No Change	100.0%	100.0%
Character development program	Good	Up from Average	Excellent	Excellent
Dollars spent per pupil**	\$14,314	Up 27.3%	\$8,524	\$7,364
Percent of expenditures for instruction**	58.0%	Down from 59.1%	66.0%	68.0%
Percent of expenditures for teacher salaries**	55.0%	Down from 55.7%	63.5%	66.0%
ESEA composite index score	61.2	Down from 65.5	68.2	88.0

\* Length of contract = 185+ days.

\*\* Prior year audited financial data available.

## EVALUATION RESULTS

	Teachers	Students*	Parents*
Number of surveys returned	N/A	18	14
Percent satisfied with learning environment	N/A	83.3%	100%
Percent satisfied with social and physical environment	N/A	50%	100%
Percent satisfied with school-home relations	N/A	83.4%	86.7%

\*Only students at the highest elementary school grade level at this school and their parents were included.

## REPORT OF PRINCIPAL AND SCHOOL IMPROVEMENT COUNCIL

C C Blaney Elementary School is a Title 1 school with a total enrollment of approximately 300 students. This rural community structured school located in Hollywood, SC, has a grade-span of three year old Head Start to 6th grade. CC Blaney is considered a community focused elementary school within the Charleston County School District.

During this school-year, students and faculty worked with families and community leaders to participate in a variety of academic and social activities. Our student mission states "we believe that we shall strive daily to be the best we can be and that we will graduate". Staff members attended workshops and conferences, enrolled in courses and visited other classrooms to enhance instruction. Most of our third grade to sixth grade students participated in our after-school enrichment program for PASS preparation in writing, math, ELA, social studies and science. Title One, PTA and SIC sponsored many events including Breakfast Events, Donuts for Dad, Muffins for Moms, Grits and Gravy for Grandparents, PASS Family Night, Black History Celebration, Holiday Tea, Miss Blaney pageant, a community-wide Thanksgiving Dinner and Spirit Days.

Positive Character Education and Response to Intervention (RTI) continue to be two major focuses for the school and the means of guiding our efforts in developing solid citizens. The 2012-13 school year reflects the growth of students moving out of the Red Zone and into the Yellow and Green Zones through interventions and more personalized learning strategies. The school's CORE Team met weekly to address the diverse needs of the student population both inside and out of the classroom. The school utilized several research-based intervention programs to assist struggling learners, including Cars and Stars, Voyager Expanded Learning, Reading Workshop and Writer's Workshop. The school implemented a Primary Grades Academy designed to provide prescriptive interventions in areas of literacy and math.

Blaney Elementary School is committed to the success of each child. Our students continue to show growth in all areas: academically, socially, and physically. We are committed to providing a child-centered and developmentally appropriate learning environment to ensure success for all children.

Reggie M Terry, Principal  
Chaplin, SIC Chairperson

Richardine

Comprehensive detail, including definitions of ratings, performance criteria, and explanations of status, is available on [www.ed.sc.gov](http://www.ed.sc.gov) and [www.eoc.sc.gov](http://www.eoc.sc.gov) as well as school and school district websites.

Printed versions are available from school districts upon request.

### Abbreviations Key

N/A Not Applicable N/AV Not Available N/C Not Collected N/R Not Reported I/S Insufficient Sample TBD To be determined

NI Newly Identified CSI Continuing School Improvement CA Corrective Action RP Plan to Restructure R Restructure DELAY School Improvement Status HOLD School Improvement Status