



SC Annual School Report Card Summary

Cane Bay Elementary School
 Berkeley County
 Grades: PK-5 Enrollment: 848
 Principal: Diane White
 Superintendent: Dr. Rodney Thompson
 Board Chair: Doug Cooper

PERFORMANCE

Comprehensive detail, including definitions of ratings, performance criteria, and explanations of status, is available on www.ed.sc.gov and www.eoc.sc.gov as well as school and school district websites. Printed versions are available from school districts upon request.

YEAR	ABSOLUTE RATING	GROWTH RATING	PALMETTO GOLD AND SILVER AWARD		ESEA/FEDERAL ACCOUNTABILITY RATING SYSTEM	
			General Performance	Closing the Gap	ESEA Grade	Accountability Indicator
2013	Good	Below Average	TBD	TBD	B	N/A
2012	Good	Excellent	Gold	Gold	B	Reward
2011	Good	Good	Silver	N/A	Met	N/A

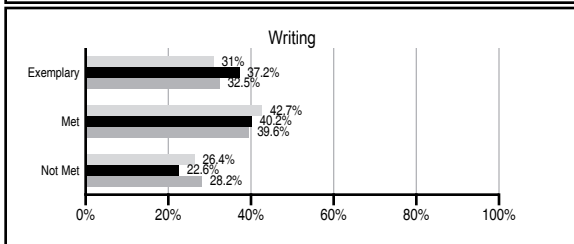
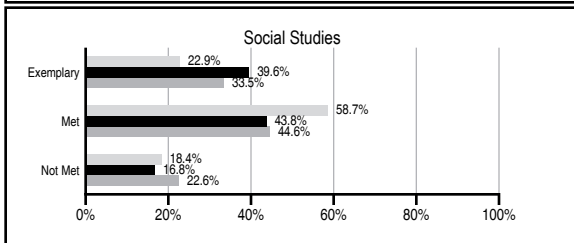
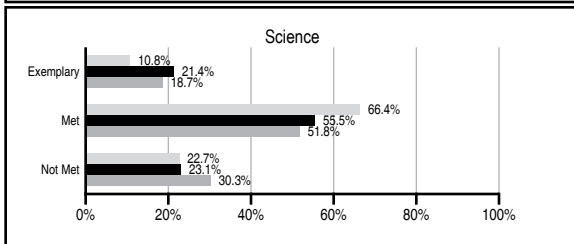
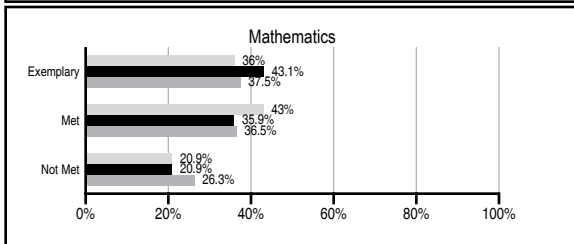
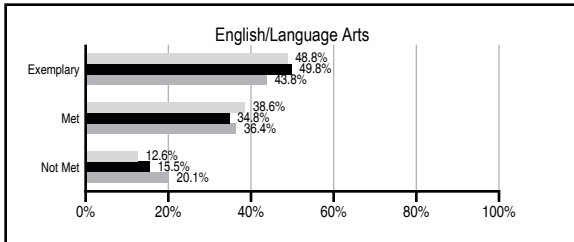
ABSOLUTE RATINGS OF ELEMENTARY SCHOOLS WITH STUDENTS LIKE OURS*

EXCELLENT	GOOD	AVERAGE	BELOW AVERAGE	AT-RISK
41	39	23	0	1

* Ratings are calculated with data available by 11/07/2013. Schools with Students Like Ours are Elementary Schools with Poverty Indices of no more than 5% above or below the index for this school.

PASS PERFORMANCE

Our School
 Elementary Schools with Students Like Ours
 Elementary schools statewide



NAEP PERFORMANCE*

* Performance reported for SC and nation, data not available at school level. Percentages at NAEP Achievement Levels.



SC PERFORMANCE VISION

By 2020 all students will graduate with the knowledge and skills necessary to compete successfully in the global economy, participate in a democratic society and contribute positively as members of families and communities.

Abbreviations Key

N/A Not Applicable N/AV Not Available N/C Not Collected N/R Not Reported I/S Insufficient Sample TBD To be determined

Cane Bay Elementary School [Berkeley County]

SCHOOL PROFILE

	Our School	Change from Last Year	Elementary Schools with Students Like Ours	Median Elementary School
Students (n=848)				
Retention rate	2.3%	No Change	1.0%	0.9%
Attendance rate	96.0%	Down from 96.3%	96.3%	96.3%
Served by gifted and talented program	7.8%	N/A	9.5%	7.2%
With disabilities	10.7%	N/A	12.4%	12.4%
Older than usual for grade	3.1%	N/A	1.8%	1.9%
Out-of-school suspensions or expulsions for violent and/or criminal offenses	0.1%	Up from 0.0%	0.0%	0.0%
Teachers (n=48)				
Teachers with advanced degrees	52.1%	Down from 65.3%	64.0%	62.5%
Continuing contract teachers	54.2%	Up from 53.1%	86.8%	83.3%
Teachers returning from previous year	80.7%	N/A	89.4%	88.3%
Teacher attendance rate	95.0%	Down from 95.8%	95.0%	95.0%
Average teacher salary*	\$43,595	Down 0.5%	\$49,217	\$48,193
Classes not taught by highly qualified teachers	3.4%	Up from 0.8%	0.0%	0.0%
Professional development days/teacher	17.3 days	Up from 16.4 days	11.8 days	11.0 days
School				
Principal's years at school	3.0	Up from 2.0	6.0	4.0
Student-teacher ratio in core subjects	22.3 to 1	Down from 23.0 to 1	20.7 to 1	20.1 to 1
Prime instructional time	90.6%	Down from 91.8%	90.2%	90.0%
Opportunities in the arts	Good	No Change	Good	Good
SACS accreditation	Yes	No Change	Yes	Yes
Parents attending conferences	100.0%	No Change	100.0%	100.0%
Character development program	Excellent	Up from Good	Excellent	Excellent
Dollars spent per pupil**	\$5,414	Down 18.6%	\$6,966	\$7,364
Percent of expenditures for instruction**	70.0%	Up from 60.8%	68.0%	68.0%
Percent of expenditures for teacher salaries**	66.0%	Up from 57.7%	66.0%	66.0%
ESEA composite index score	84.4	Down from 89.3	89.9	88.0

* Length of contract = 185+ days.

** Prior year audited financial data available.

EVALUATION RESULTS

	Teachers	Students*	Parents*
Number of surveys returned	37	117	33
Percent satisfied with learning environment	91.9%	77.8%	87.9%
Percent satisfied with social and physical environment	97.3%	75.2%	93.8%
Percent satisfied with school-home relations	86.9%	85.6%	87.8%

*Only students at the highest elementary school grade level at this school and their parents were included.

REPORT OF PRINCIPAL AND SCHOOL IMPROVEMENT COUNCIL

Cane Bay Elementary School is currently home to a population of approximately 900 students in pre-kindergarten through fifth grade and is continuously growing. Cane Bay Elementary is fortunate to have an outstanding PTA, active volunteers, and community support that provide a shared responsibility and shared accountability for all aspects of our school. The stakeholders of our school have worked hard to ensure that students of Cane Bay receive high-quality and highly rigorous instruction on the newly implemented Common Core State Standards. We are committed to the district mission to provide students with dynamic instruction and ignite in all students a passion for life-long learning. The expertise of the teachers and instructional staff at Cane Bay has provided students with the support necessary for an exceptional implementation of this curriculum and they have grasped this change with enthusiasm and excitement. All teachers participate in Professional Learning Communities as a way to increase their content knowledge and improve professionally. Over sixty percent of our teachers have earned a Masters degree or higher and seven teachers are Nationally Board Certified. The Cane Bay Elementary staff continues to increase their professional knowledge through staff development and course work.

The school earned the Palmetto Gold Award in both general student performance and closing the achievement gap in 2013. This follows three years of earning Palmetto Silver or Gold in these categories. The school continues to implement a structured Response to Intervention and Enrichment program that provides at-risk students with remedial instruction and accelerates the skills of advanced students. In addition to school-wide and individual student academic successes, students are awarded for their exceptional behavior through the school's Positive Behavior Interventions and Supports (PBIS) program. Students also participate in community programs that enhance development and promote citizenship. These programs include Kiwanis "Terrific Kids" character education and the Kids Who Care Project Grant. Second through fourth grade students participated in the Roscoe Reader program that provided students with free books as an incentive for reading throughout the school year.

At Cane Bay Elementary School the needs of all children and their learning come first. The school will continue to strive to meet the demands of the twenty-first century and Berkeley County School District's vision to challenge and empower our students to be successful in a highly competitive world.

Steven Baxter
School Improvement Council Chair

Diane White
Principal

Comprehensive detail, including definitions of ratings, performance criteria, and explanations of status, is available on www.ed.sc.gov and www.eoc.sc.gov as well as school and school district websites.

Printed versions are available from school districts upon request.

Abbreviations Key

N/A Not Applicable N/AV Not Available N/C Not Collected N/R Not Reported I/S Insufficient Sample TBD To be determined

NI Newly Identified CSI Continuing School Improvement CA Corrective Action RP Plan to Restructure R Restructure DELAY School Improvement Status HOLD School Improvement Status