



SC Annual School Report Card Summary

Daniel Island School
 Berkeley County
 Grades: PK-8 Enrollment: 1,271
 Principal: Marty French
 Superintendent: Dr. Rodney Thompson
 Board Chair: Doug Cooper

PERFORMANCE

Comprehensive detail, including definitions of ratings, performance criteria, and explanations of status, is available on www.ed.sc.gov and www.eoc.sc.gov as well as school and school district websites. Printed versions are available from school districts upon request.

| YEAR | ABSOLUTE RATING | GROWTH RATING | PALMETTO GOLD AND SILVER AWARD | | ESEA/FEDERAL ACCOUNTABILITY RATING SYSTEM | |
|------|-----------------|---------------|--------------------------------|-----------------|---|--------------------------|
| | | | General Performance | Closing the Gap | ESEA Grade | Accountability Indicator |
| 2013 | Excellent | Good | TBD | TBD | B | N/A |
| 2012 | Excellent | Excellent | Gold | N/A | B | N/A |
| 2011 | Excellent | Excellent | Gold | N/A | Not Met | N/A |

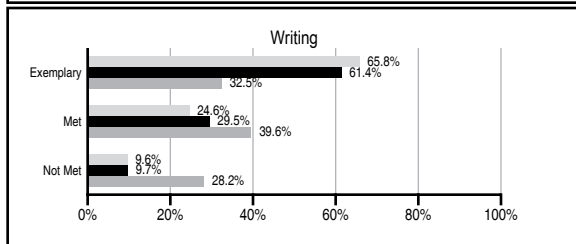
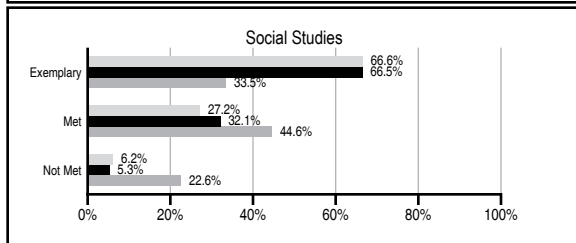
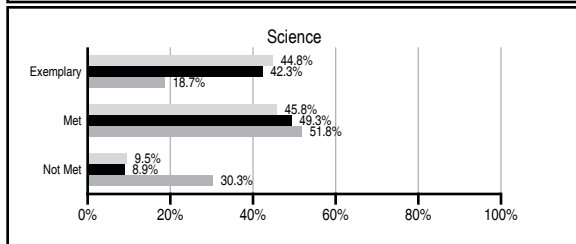
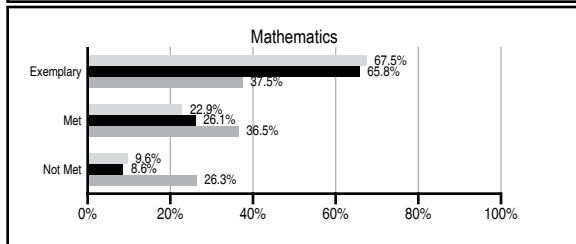
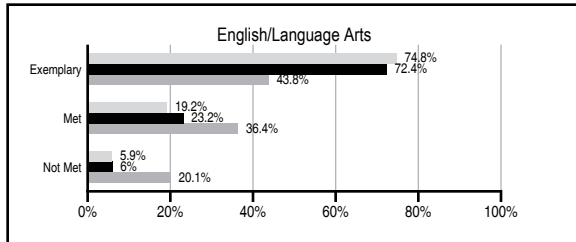
ABSOLUTE RATINGS OF ELEMENTARY SCHOOLS WITH STUDENTS LIKE OURS*

| EXCELLENT | GOOD | AVERAGE | BELOW AVERAGE | AT-RISK |
|-----------|------|---------|---------------|---------|
| 18 | 0 | 0 | 0 | 0 |

* Ratings are calculated with data available by 11/07/2013. Schools with Students Like Ours are Elementary Schools with Poverty Indices of no more than 5% above or below the index for this school.

PASS PERFORMANCE

Our School Elementary Schools with Students Like Ours Elementary schools statewide



NAEP PERFORMANCE*

* Performance reported for SC and nation, data not available at school level. Percentages at NAEP Achievement Levels.



SC PERFORMANCE VISION

By 2020 all students will graduate with the knowledge and skills necessary to compete successfully in the global economy, participate in a democratic society and contribute positively as members of families and communities.

Abbreviations Key

N/A Not Applicable N/AV Not Available N/C Not Collected N/R Not Reported I/S Insufficient Sample TBD To be determined

Daniel Island School [Berkeley County]

SCHOOL PROFILE

| | Our School | Change from Last Year | Elementary Schools with Students Like Ours | Median Elementary School |
|--|------------|-----------------------|--|--------------------------|
| Students (n=1,271) | | | | |
| Retention rate | 0.3% | Down from 1.1% | 0.4% | 0.9% |
| Attendance rate | 96.8% | Down from 97.1% | 97.3% | 96.3% |
| Served by gifted and talented program | 27.5% | N/A | 18.6% | 7.2% |
| With disabilities | 9.6% | N/A | 10.3% | 12.4% |
| Older than usual for grade | 0.8% | N/A | 0.6% | 1.9% |
| Out-of-school suspensions or expulsions for violent and/or criminal offenses | 0.1% | No Change | 0.0% | 0.0% |
| Teachers (n=76) | | | | |
| Teachers with advanced degrees | 63.2% | Down from 63.5% | 66.4% | 62.5% |
| Continuing contract teachers | 65.8% | Up from 47.3% | 90.1% | 83.3% |
| Teachers returning from previous year | 85.1% | Up from 83.1% | 91.5% | 88.3% |
| Teacher attendance rate | 91.9% | Down from 94.2% | 95.1% | 95.0% |
| Average teacher salary* | \$43,758 | Up 5.2% | \$49,565 | \$48,193 |
| Classes not taught by highly qualified teachers | 2.0% | Down from 2.4% | 0.0% | 0.0% |
| Professional development days/teacher | 7.5 days | Up from 7.4 days | 10.3 days | 11.0 days |
| School | | | | |
| Principal's years at school | 2.0 | Up from 1.0 | 4.0 | 4.0 |
| Student-teacher ratio in core subjects | 22.8 to 1 | Down from 23.4 to 1 | 21.2 to 1 | 20.1 to 1 |
| Prime instructional time | 87.3% | Down from 90.7% | 91.5% | 90.0% |
| Opportunities in the arts | Excellent | Up from Good | Good | Good |
| SACS accreditation | Yes | No Change | Yes | Yes |
| Parents attending conferences | 99.8% | Down from 100.0% | 100.0% | 100.0% |
| Character development program | Good | No Change | Excellent | Excellent |
| Dollars spent per pupil** | \$4,676 | Down 15.2% | \$7,122 | \$7,364 |
| Percent of expenditures for instruction** | 75.0% | Up from 64.4% | 73.0% | 68.0% |
| Percent of expenditures for teacher salaries** | 73.0% | Up from 62.4% | 71.0% | 66.0% |
| ESEA composite index score | 84.5 | Down from 89.1 | 98.6 | 88.0 |

* Length of contract = 185+ days.

** Prior year audited financial data available.

REPORT OF PRINCIPAL AND SCHOOL IMPROVEMENT COUNCIL

Daniel Island School continues to make great progress toward our vision: "To challenge and empower students to be successful in a highly competitive world". We are focused on the implementation of Common Core State Standards (CCSS). The purpose of this initiative is to ensure that our students receive a world-class education and the preparation necessary to succeed in the 21st century global market place. To help students prepare for the future, we must offer rigorous and meaningful curriculum and challenge ourselves to provide engaging lessons.

Daniel Island students are all about learning. We had 20 Junior Scholars and 100% passing rate for students who took the Algebra 1 and English 1 End of Course exams in the middle school. Our 7th grade students piloted a technology initiative that integrated iPads in the classroom. As we add more mobile devices to our inventory next school year we will be able to continue to work on our school-wide project based learning initiative. Along with our academic program we offer many related arts and extra-curricular activities. Our classes include choir, art, Spanish, Gateway to Technology (GTT), PE, journalism/yearbook and drama. Students are active in Student Council, BETA club, chess club, Taiko drum class, glee club, the school musical and a variety of other after school opportunities.

As a learning community, we also focus on the art of social interaction. As students venture through their developmental stages, focus is placed on contributing to a safe and caring community. Our Counseling Program focuses on characteristics that promote getting along with others, managing friendships and developing self-awareness. Learning self-control and the power of positive choices is foundational to establishing a productive path for the future. At DIS we plan for success of all students.

Marty French, Principal
Nicole Newport, SIC Chairperson

EVALUATION RESULTS

| | Teachers | Students* | Parents* |
|--|----------|-----------|----------|
| Number of surveys returned | 72 | 113 | 111 |
| Percent satisfied with learning environment | 98.6% | 77% | 86.4% |
| Percent satisfied with social and physical environment | 100% | 78.3% | 92.9% |
| Percent satisfied with school-home relations | 100% | 91% | 81.1% |

*Only students at the highest elementary school grade level at this school and their parents were included.

Comprehensive detail, including definitions of ratings, performance criteria, and explanations of status, is available on www.ed.sc.gov and www.eoc.sc.gov as well as school and school district websites.

Printed versions are available from school districts upon request.

Abbreviations Key

N/A Not Applicable N/AV Not Available N/C Not Collected N/R Not Reported I/S Insufficient Sample TBD To be determined
NI Newly Identified CSI Continuing School Improvement CA Corrective Action RP Plan to Restructure R Restructure DELAY School Improvement Status HOLD School Improvement Status