



SC Annual School Report Card Summary

Hanahan Elementary School
 Berkeley County
 Grades: PK-4 Enrollment: 990
 Principal: Thomas L. Sparkman
 Superintendent: Dr. Rodney Thompson
 Board Chair: Doug Cooper

PERFORMANCE

Comprehensive detail, including definitions of ratings, performance criteria, and explanations of status, is available on www.ed.sc.gov and www.eoc.sc.gov as well as school and school district websites. Printed versions are available from school districts upon request.

YEAR	ABSOLUTE RATING	GROWTH RATING	PALMETTO GOLD AND SILVER AWARD		ESEA/FEDERAL ACCOUNTABILITY RATING SYSTEM	
			General Performance	Closing the Gap	ESEA Grade	Accountability Indicator
2013	Excellent	Good	TBD	TBD	A	N/A
2012	Excellent	Excellent	Gold	Gold	B	N/A
2011	Excellent	Excellent	Gold	N/A	Not Met	N/A

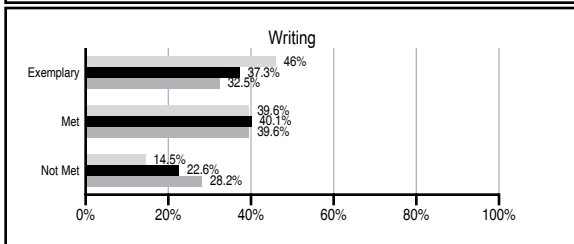
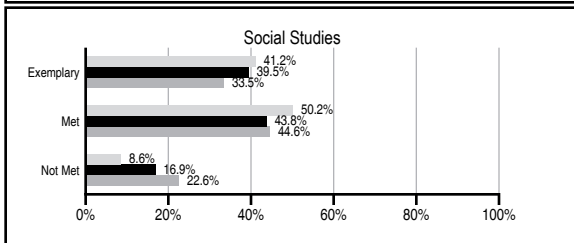
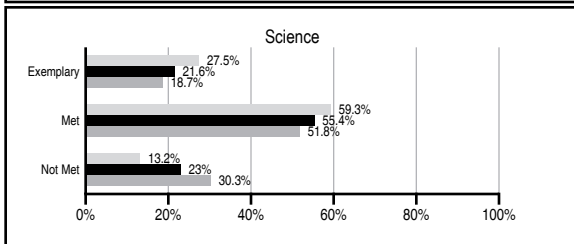
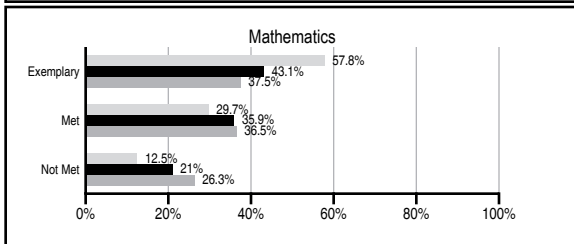
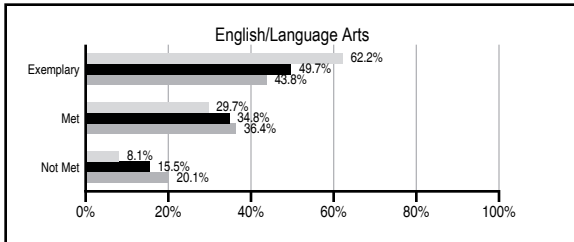
ABSOLUTE RATINGS OF ELEMENTARY SCHOOLS WITH STUDENTS LIKE OURS*

EXCELLENT	GOOD	AVERAGE	BELOW AVERAGE	AT-RISK
41	39	23	0	1

* Ratings are calculated with data available by 11/07/2013. Schools with Students Like Ours are Elementary Schools with Poverty Indices of no more than 5% above or below the index for this school.

PASS PERFORMANCE

Our School
 Elementary Schools with Students Like Ours
 Elementary schools statewide



NAEP PERFORMANCE*

* Performance reported for SC and nation, data not available at school level. Percentages at NAEP Achievement Levels.



SC PERFORMANCE VISION

By 2020 all students will graduate with the knowledge and skills necessary to compete successfully in the global economy, participate in a democratic society and contribute positively as members of families and communities.

Abbreviations Key

N/A Not Applicable N/AV Not Available N/C Not Collected N/R Not Reported I/S Insufficient Sample TBD To be determined

Hanahan Elementary School [Berkeley County]

SCHOOL PROFILE

	Our School	Change from Last Year	Elementary Schools with Students Like Ours	Median Elementary School
Students (n=990)				
Retention rate	1.0%	Down from 1.4%	1.1%	0.9%
Attendance rate	96.7%	Down from 97.0%	96.3%	96.3%
Served by gifted and talented program	7.3%	N/A	9.5%	7.2%
With disabilities	11.9%	N/A	12.3%	12.4%
Older than usual for grade	0.9%	N/A	1.8%	1.9%
Out-of-school suspensions or expulsions for violent and/or criminal offenses	0.1%	Up from 0.0%	0.0%	0.0%
Teachers (n=57)				
Teachers with advanced degrees	57.9%	Up from 51.8%	64.0%	62.5%
Continuing contract teachers	80.7%	Up from 78.6%	86.8%	83.3%
Teachers returning from previous year	88.8%	Down from 90.5%	89.7%	88.3%
Teacher attendance rate	94.8%	Down from 96.2%	95.0%	95.0%
Average teacher salary*	\$48,502	Up 1.4%	\$49,217	\$48,193
Classes not taught by highly qualified teachers	1.9%	Up from 0.0%	0.0%	0.0%
Professional development days/teacher	10.9 days	Up from 9.3 days	11.4 days	11.0 days
School				
Principal's years at school	19.0	Up from 18.0	6.0	4.0
Student-teacher ratio in core subjects	21.3 to 1	Down from 21.4 to 1	20.7 to 1	20.1 to 1
Prime instructional time	91.2%	Down from 93.1%	90.2%	90.0%
Opportunities in the arts	Good	No Change	Good	Good
SACS accreditation	Yes	No Change	Yes	Yes
Parents attending conferences	100.0%	No Change	100.0%	100.0%
Character development program	Excellent	Up from Average	Excellent	Excellent
Dollars spent per pupil**	\$4,988	Down 9.4%	\$6,964	\$7,364
Percent of expenditures for instruction**	76.0%	Up from 68.3%	68.0%	68.0%
Percent of expenditures for teacher salaries**	74.0%	Up from 67.0%	66.0%	66.0%
ESEA composite index score	95.3	Up from 87.3	89.9	88.0

* Length of contract = 185+ days.

** Prior year audited financial data available.

EVALUATION RESULTS

	Teachers	Students*	Parents*
Number of surveys returned	45	161	96
Percent satisfied with learning environment	100%	92.5%	92.7%
Percent satisfied with social and physical environment	97.7%	85.7%	95.9%
Percent satisfied with school-home relations	100%	91.2%	90.8%

*Only students at the highest elementary school grade level at this school and their parents were included.

REPORT OF PRINCIPAL AND SCHOOL IMPROVEMENT COUNCIL

Hanahan Elementary School is home to a diverse population of approximately 1050 students in Pre-K through fourth grade. An outstanding PTA, a highly successful volunteer program, and approximately 30 active business partners are testimonies to the community's firm commitment to quality education. The energy, enthusiasm, and expertise of the faculty and staff are the backbone of our school's success. A tradition of excellence has been established at Hanahan Elementary as evidenced by receiving the Palmetto Gold Award in 2010, 2011, and 2012 as well as the Silver Award for 2006, 2007, 2008 and 2009. Twelve school incentive awards and two honorable mentions from the State Board of Education have also been received. HES was recognized nationally with two prestigious awards in 2007, the highly acclaimed Blue Ribbon Lighthouse Award and the SMART Showcase School. The Blue Ribbon Lighthouse Award is based on key educational elements, sustained success and effectiveness as a high performing school. SMART Showcase recognized HES as a leader in the adoption and integration of technology. We have been honored with the Red Carpet Award, the Exemplary Writing Program Hall of Fame Award, and also the Governor's Reading Honor Roll Award. Our school was named a finalist for the Palmetto's Finest Award in 2001, 2003, and again in 2004.

Fifteen teachers have earned the prestigious National Board Certification with three teachers receiving National Board Certification for a second time. A very successful mentor program, Lunch Buddies, was continued with City of Hanahan mentors. Our teachers combine traditional educational approaches with current research and innovative programs to provide a well-rounded education.

Our School-wide reading program allows students and teachers to create individual reading goals determined by the student's independent reading level. The gifted and talented curriculum challenges students in grades three and four. Junior Achievement and Kids Who Care are used to enrich the curriculum. Tools for Citizenship and Life, a character education program, has been implemented school-wide to emphasize valuable life skills. All students are exposed to the arts through the MOSAIC program (using arts to fight racism). A Spanish interpreter and ESOL teacher assist in the classroom with our growing Spanish population and continue to offer a tutoring program. A Curriculum Coach provides curriculum support to the faculty, as well as assisting with the school improvement initiatives.

The school is equipped with SMART Board technology in every classroom, two fully equipped computer labs and a minimum of three networked computers in each classroom. Hanahan Elementary School exemplifies quality education in South Carolina. As we face the demands of the twenty-first century, we strive to challenge and empower our students to be successful in a highly competitive world.

Thomas L. Sparkman, Principal
Bridgett Mueller, SIC President

Comprehensive detail, including definitions of ratings, performance criteria, and explanations of status, is available on www.ed.sc.gov and www.eoc.sc.gov as well as school and school district websites.

Printed versions are available from school districts upon request.

Abbreviations Key

N/A Not Applicable N/AV Not Available N/C Not Collected N/R Not Reported I/S Insufficient Sample TBD To be determined

NI Newly Identified CSI Continuing School Improvement CA Corrective Action RP Plan to Restructure R Restructure DELAY School Improvement Status HOLD School Improvement Status