



SC Annual School Report Card Summary

Sedgefield Intermediate School
 Berkeley County
 Grades: 3-5 Enrollment: 768
 Principal: Clarence Hawkins
 Superintendent: Dr. Rodney Thompson
 Board Chair: Doug Cooper

PERFORMANCE

Comprehensive detail, including definitions of ratings, performance criteria, and explanations of status, is available on www.ed.sc.gov and www.eoc.sc.gov as well as school and school district websites. Printed versions are available from school districts upon request.

YEAR	ABSOLUTE RATING	GROWTH RATING	PALMETTO GOLD AND SILVER AWARD		ESEA/FEDERAL ACCOUNTABILITY RATING SYSTEM	
			General Performance	Closing the Gap	ESEA Grade	Accountability Indicator
2013	Average	Average	TBD	TBD	C	N/A
2012	Average	Average	N/A	N/A	B	Reward
2011	Average	Average	Silver	N/A	Not Met	N/A

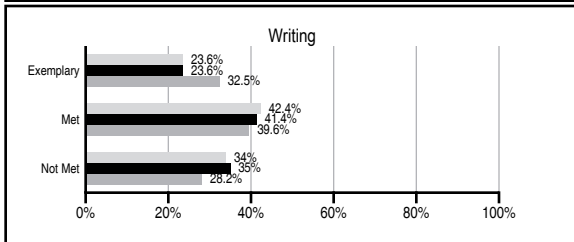
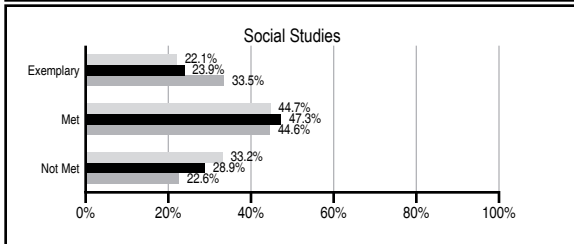
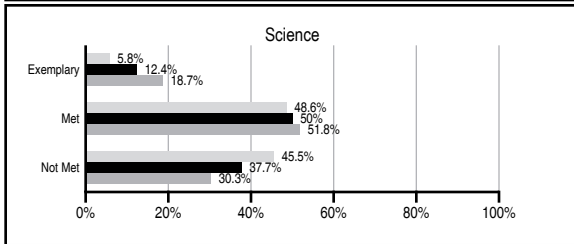
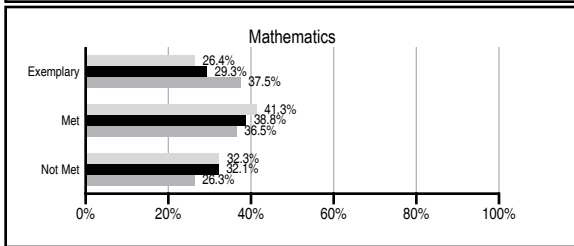
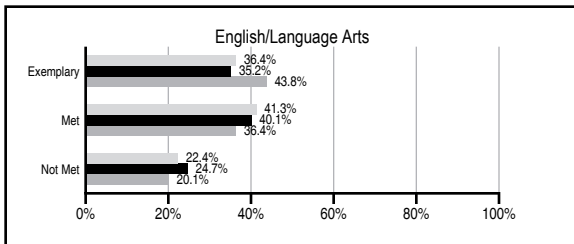
ABSOLUTE RATINGS OF ELEMENTARY SCHOOLS WITH STUDENTS LIKE OURS*

EXCELLENT	GOOD	AVERAGE	BELOW AVERAGE	AT-RISK
10	15	94	16	3

* Ratings are calculated with data available by 11/07/2013. Schools with Students Like Ours are Elementary Schools with Poverty Indices of no more than 5% above or below the index for this school.

PASS PERFORMANCE

Our School
 Elementary Schools with Students Like Ours
 Elementary schools statewide



NAEP PERFORMANCE*

* Performance reported for SC and nation, data not available at school level. Percentages at NAEP Achievement Levels.



SC PERFORMANCE VISION

By 2020 all students will graduate with the knowledge and skills necessary to compete successfully in the global economy, participate in a democratic society and contribute positively as members of families and communities.

Abbreviations Key

N/A Not Applicable N/AV Not Available N/C Not Collected N/R Not Reported I/S Insufficient Sample TBD To be determined

Sedgefield Intermediate School [Berkeley County]

SCHOOL PROFILE

	Our School	Change from Last Year	Elementary Schools with Students Like Ours	Median Elementary School
Students (n=768)				
Retention rate	0.1%	No Change	1.2%	0.9%
Attendance rate	96.6%	Down from 96.8%	96.0%	96.3%
Served by gifted and talented program	9.4%	N/A	4.9%	7.2%
With disabilities	15.0%	N/A	14.2%	12.4%
Older than usual for grade	4.0%	N/A	2.6%	1.9%
Out-of-school suspensions or expulsions for violent and/or criminal offenses	0.4%	Up from 0.0%	0.0%	0.0%
Teachers (n=42)				
Teachers with advanced degrees	57.1%	Up from 53.5%	60.5%	62.5%
Continuing contract teachers	66.7%	Down from 67.4%	82.8%	83.3%
Teachers returning from previous year	80.1%	Down from 88.0%	87.6%	88.3%
Teacher attendance rate	96.1%	Up from 94.9%	94.7%	95.0%
Average teacher salary*	\$44,298	Up 0.8%	\$47,274	\$48,193
Classes not taught by highly qualified teachers	4.6%	Up from 3.8%	0.0%	0.0%
Professional development days/teacher	9.0 days	Up from 7.8 days	11.1 days	11.0 days
School				
Principal's years at school	3.0	Up from 2.0	4.0	4.0
Student-teacher ratio in core subjects	22.7 to 1	Down from 24.4 to 1	19.5 to 1	20.1 to 1
Prime instructional time	92.0%	Up from 91.3%	89.6%	90.0%
Opportunities in the arts	Good	No Change	Good	Good
SACS accreditation	Yes	No Change	Yes	Yes
Parents attending conferences	97.5%	Down from 100.0%	100.0%	100.0%
Character development program	Good	No Change	Excellent	Excellent
Dollars spent per pupil**	\$5,323	Down 21.7%	\$7,511	\$7,364
Percent of expenditures for instruction**	70.0%	Up from 58.3%	68.0%	68.0%
Percent of expenditures for teacher salaries**	64.0%	Up from 54.2%	65.0%	66.0%
ESEA composite index score	77.0	Down from 88.5	80.2	88.0

* Length of contract = 185+ days.

** Prior year audited financial data available.

EVALUATION RESULTS

	Teachers	Students*	Parents*
Number of surveys returned	45	264	157
Percent satisfied with learning environment	88.9%	90.9%	86%
Percent satisfied with social and physical environment	86.3%	79.6%	79.2%
Percent satisfied with school-home relations	62.2%	87%	86.4%

*Only students at the highest elementary school grade level at this school and their parents were included.

REPORT OF PRINCIPAL AND SCHOOL IMPROVEMENT COUNCIL

Sedgefield Intermediate School provides a culturally sensitive and diverse learning environment for approximately 775 third, fourth and fifth grade students in Goose Creek, SC. Sedgefield Intermediate fosters a safe, orderly and healthy school where every student is challenged and empowered to be successful in our highly competitive world. Teachers and staff are committed to providing our students the "Pathways to Excellence" through authentic learning experiences, increased rigor and relevance, and integrated technology experiences. Sedgefield Intermediate's teachers plan collaboratively, sharing professional experiences and knowledge to ensure that student learning is our focus. Teachers benefited from regular staff development from our curriculum coach, Title 1 facilitator, administration and BCSD personnel. Parenting programs held throughout the year included Math/data night and Literacy Night.

We remain excited about the use of technology as an embedded resource in instruction to enhance authentic learning experiences. In addition to the use of SMART interactive white boards, document cameras, and student computer work stations in each classroom, students also participated on the school's robotic team and participated in regional robotic competitions. For the first time, Sedgefield partnered with the Roscoe Reading Program to encourage and motivate our youngest readers.

In an effort to provide students with additional support, we have partnered with Community In Schools of Charleston. CIS provides a nationally acclaimed dropout prevention program that surrounds students with a community of support, empowering them to stay in school and achieve in life. CIS partners with us using an evidenced-based comprehensive approach to bring community services to our students and their families. Our Student Support Team provides one-on-one interaction and school-wide services.

Schoolwide, we continued a Positive Behavior Intervention System, which interconnected with our character education program. Our character trait of the month fostered citizenship and service learning. Each class recognized a Student of the Month who best exemplified the monthly character trait. We continue to be excited about the many opportunities that we provide students and embrace our parents and the community as we focus on our center point, the students, developing a lifelong love for learning.

Clarence L. Hawkins, Sr., Principal
Amber Traverse, SIC Chairperson

Comprehensive detail, including definitions of ratings, performance criteria, and explanations of status, is available on www.ed.sc.gov and www.eoc.sc.gov as well as school and school district websites.

Printed versions are available from school districts upon request.

Abbreviations Key

N/A Not Applicable N/AV Not Available N/C Not Collected N/R Not Reported I/S Insufficient Sample TBD To be determined

NI Newly Identified CSI Continuing School Improvement CA Corrective Action RP Plan to Restructure R Restructure DELAY School Improvement Status HOLD School Improvement Status