



SC Annual School Report Card Summary

Sangaree Intermediate School
 Berkeley County
 Grades: 3-5 Enrollment: 718
 Principal: Angel Siegling
 Superintendent: Dr. Rodney Thompson
 Board Chair: Doug Cooper

PERFORMANCE

Comprehensive detail, including definitions of ratings, performance criteria, and explanations of status, is available on www.ed.sc.gov and www.eoc.sc.gov as well as school and school district websites. Printed versions are available from school districts upon request.

YEAR	ABSOLUTE RATING	GROWTH RATING	PALMETTO GOLD AND SILVER AWARD		ESEA/FEDERAL ACCOUNTABILITY RATING SYSTEM	
			General Performance	Closing the Gap	ESEA Grade	Accountability Indicator
2013	Excellent	Good	TBD	TBD	A	N/A
2012	Excellent	Excellent	Gold	N/A	A	N/A
2011	Excellent	Good	Gold	Gold	Not Met	N/A

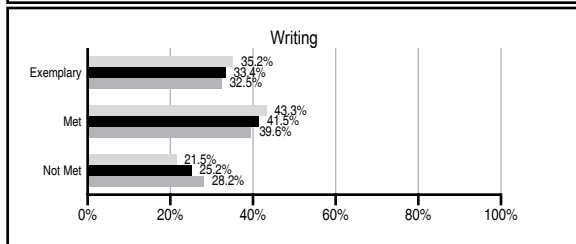
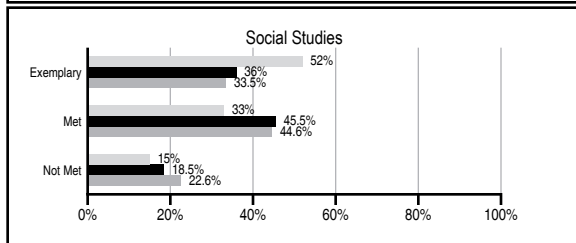
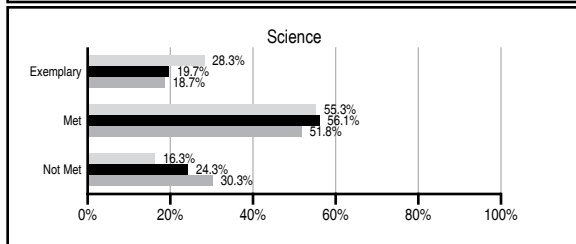
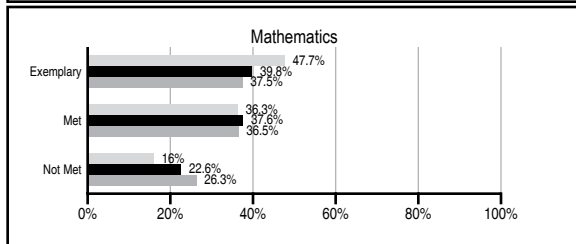
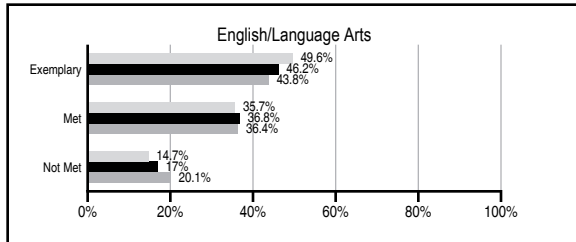
ABSOLUTE RATINGS OF ELEMENTARY SCHOOLS WITH STUDENTS LIKE OURS*

EXCELLENT	GOOD	AVERAGE	BELOW AVERAGE	AT-RISK
31	41	40	0	0

* Ratings are calculated with data available by 11/07/2013. Schools with Students Like Ours are Elementary Schools with Poverty Indices of no more than 5% above or below the index for this school.

PASS PERFORMANCE

Our School
 Elementary Schools with Students Like Ours
 Elementary schools statewide



NAEP PERFORMANCE*

* Performance reported for SC and nation, data not available at school level. Percentages at NAEP Achievement Levels.



SC PERFORMANCE VISION

By 2020 all students will graduate with the knowledge and skills necessary to compete successfully in the global economy, participate in a democratic society and contribute positively as members of families and communities.

Abbreviations Key

N/A Not Applicable N/AV Not Available N/C Not Collected N/R Not Reported I/S Insufficient Sample TBD To be determined

Sangaree Intermediate School [Berkeley County]

SCHOOL PROFILE

	Our School	Change from Last Year	Elementary Schools with Students Like Ours	Median Elementary School
Students (n=718)				
Retention rate	0.7%	Up from 0.5%	1.2%	0.9%
Attendance rate	96.3%	Down from 96.4%	96.2%	96.3%
Served by gifted and talented program	15.3%	N/A	8.5%	7.2%
With disabilities	11.8%	N/A	13.5%	12.4%
Older than usual for grade	3.6%	N/A	2.3%	1.9%
Out-of-school suspensions or expulsions for violent and/or criminal offenses	1.5%	Up from 0.6%	0.0%	0.0%
Teachers (n=36)				
Teachers with advanced degrees	50.0%	Down from 53.8%	63.0%	62.5%
Continuing contract teachers	58.3%	Down from 59.0%	86.3%	83.3%
Teachers returning from previous year	83.3%	Down from 85.8%	89.2%	88.3%
Teacher attendance rate	93.9%	Down from 94.1%	95.0%	95.0%
Average teacher salary*	\$44,416	Up 6.0%	\$48,608	\$48,193
Classes not taught by highly qualified teachers	2.3%	Up from 0.0%	0.0%	0.0%
Professional development days/teacher	11.0 days	Down from 11.6 days	11.2 days	11.0 days
School				
Principal's years at school	8.0	Up from 7.0	5.0	4.0
Student-teacher ratio in core subjects	24.4 to 1	Down from 25.0 to 1	20.5 to 1	20.1 to 1
Prime instructional time	89.8%	Down from 90.0%	90.1%	90.0%
Opportunities in the arts	Good	No Change	Good	Good
SACS accreditation	Yes	No Change	Yes	Yes
Parents attending conferences	99.8%	Up from 99.5%	100.0%	100.0%
Character development program	Excellent	No Change	Excellent	Excellent
Dollars spent per pupil**	\$4,437	Down 9.3%	\$6,979	\$7,364
Percent of expenditures for instruction**	75.0%	Up from 65.9%	68.0%	68.0%
Percent of expenditures for teacher salaries**	66.0%	Up from 63.6%	66.0%	66.0%
ESEA composite index score	90.9	Down from 92.8	88.6	88.0

* Length of contract = 185+ days.

** Prior year audited financial data available.

EVALUATION RESULTS

	Teachers	Students*	Parents*
Number of surveys returned	34	212	85
Percent satisfied with learning environment	97%	84.9%	85.8%
Percent satisfied with social and physical environment	94.1%	87.8%	86.9%
Percent satisfied with school-home relations	85.3%	88.6%	83.3%

*Only students at the highest elementary school grade level at this school and their parents were included.

REPORT OF PRINCIPAL AND SCHOOL IMPROVEMENT COUNCIL

We are blessed to be a part of the Sangaree Intermediate School Family! We have such a talented staff, hardworking students and supportive parent population. Our teachers continue to combine traditional educational approaches with current research and innovative programs to provide a well-rounded education for our children.

As we reflect on the 2012-13 school year, we are proud of the things we have accomplished. We were very excited to be awarded the Palmetto Gold Award by the South Carolina Department of Education for outstanding student achievement on the PASS Test. Over one hundred students were awarded "PASS PRO" T-shirts for scoring "Exemplary" on the PASS Test in all four subjects! Our students and staff celebrated being recognized as one of twelve winners of the Wellness Checklist Initiative sponsored by Boeing Center for Children's Wellness and the MUSC Lean team. Our students enjoyed going to the Action Based Learning Lab each week to exercise, reinforce learning and learn helpful tips about nutrition.

The 3 R Character Education Program highlighted students being respectful, responsible and ready to learn. Students earned tags and t-shirts each month to proudly wear around school. We continued to provide a strong emphasis in the arts as a result of the funding through the Distinguished Arts Program Grant. These additional funds provided us week long residencies with artists such as Storyteller Tim Lowry, Atlantic Coast Theatre, and Dance Artist Andrew Worthem. The DAP Grant also provided our fourth grade students an opportunity to go on an architectural stroll of downtown Charleston. Other highlights this year included: Honor Roll Luncheons, Come Read with Me, Career Day, Chorus Concerts, Clubs, Performing Arts Plays, Red Ribbon Week, Family Field Night by Journey Church, Living Literature Day, SRI Mentoring Program, library visits by Calhoun, Rally for Reading, Roscoe Reader Celebrations, Breakfast/Lunch Buddies, and The Principal's Multiplication Bee.

We participated in many community outreach programs such as the Jump Rope for Heart, American Heart Association Blood Drive and Kids Who Care. We were also very proud to foster student leadership through Student Council, Patriot Pals and National Elementary Honor Society. We would like to thank our PTA, School Improvement Council and parent community for your support this year! We continue to work toward continuous improvement in all that we do!

Sangaree Intermediate School continues to be an exciting place to learn as we build a legacy of success!

Kellyanne Burbage, School Improvement Council Chairperson

Angel Siegling, Principal

Comprehensive detail, including definitions of ratings, performance criteria, and explanations of status, is available on www.ed.sc.gov and www.eoc.sc.gov as well as school and school district websites.

Printed versions are available from school districts upon request.

Abbreviations Key

N/A Not Applicable N/AV Not Available N/C Not Collected N/R Not Reported I/S Insufficient Sample TBD To be determined

NI Newly Identified CSI Continuing School Improvement CA Corrective Action RP Plan to Restructure R Restructure DELAY School Improvement Status HOLD School Improvement Status