



SC Annual School Report Card Summary

Marrington Elementary School
 Berkeley County
 Grades: PK-5 Enrollment: 406
 Principal: Barbara Webber
 Superintendent: Dr. Rodney Thompson
 Board Chair: Doug Cooper

PERFORMANCE

Comprehensive detail, including definitions of ratings, performance criteria, and explanations of status, is available on www.ed.sc.gov and www.eoc.sc.gov as well as school and school district websites. Printed versions are available from school districts upon request.

YEAR	ABSOLUTE RATING	GROWTH RATING	PALMETTO GOLD AND SILVER AWARD		ESEA/FEDERAL ACCOUNTABILITY RATING SYSTEM	
			General Performance	Closing the Gap	ESEA Grade	Accountability Indicator
2013	Excellent	Excellent	TBD	TBD	A	N/A
2012	Good	Good	Silver	Silver	A	N/A
2011	Good	Good	Silver	N/A	Met	N/A

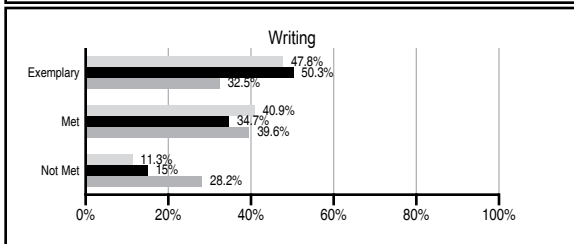
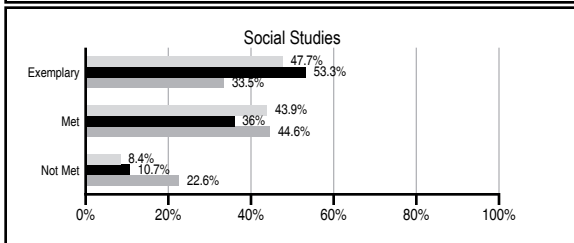
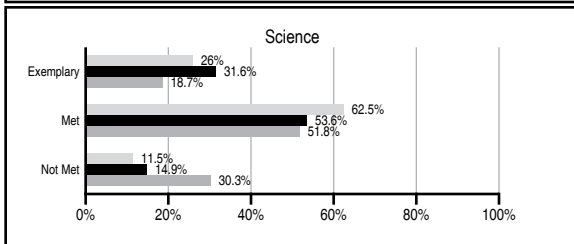
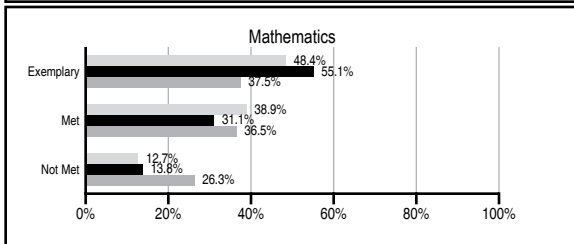
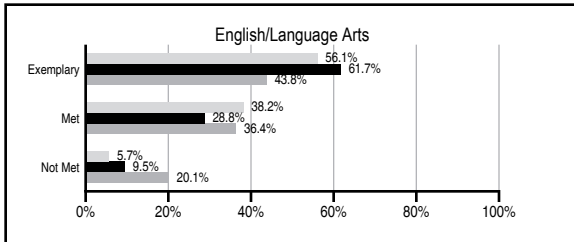
ABSOLUTE RATINGS OF ELEMENTARY SCHOOLS WITH STUDENTS LIKE OURS*

EXCELLENT	GOOD	AVERAGE	BELOW AVERAGE	AT-RISK
28	2	0	0	0

* Ratings are calculated with data available by 11/07/2013. Schools with Students Like Ours are Elementary Schools with Poverty Indices of no more than 5% above or below the index for this school.

PASS PERFORMANCE

Our School
 Elementary Schools with Students Like Ours
 Elementary schools statewide



NAEP PERFORMANCE*

* Performance reported for SC and nation, data not available at school level. Percentages at NAEP Achievement Levels.



SC PERFORMANCE VISION

By 2020 all students will graduate with the knowledge and skills necessary to compete successfully in the global economy, participate in a democratic society and contribute positively as members of families and communities.

Abbreviations Key

N/A Not Applicable N/AV Not Available N/C Not Collected N/R Not Reported I/S Insufficient Sample TBD To be determined

Marrington Elementary School [Berkeley County]

SCHOOL PROFILE

	Our School	Change from Last Year	Elementary Schools with Students Like Ours	Median Elementary School
Students (n=406)				
Retention rate	0.2%	Down from 1.8%	0.6%	0.9%
Attendance rate	97.0%	Down from 97.2%	96.9%	96.3%
Served by gifted and talented program	6.3%	N/A	15.9%	7.2%
With disabilities	9.2%	N/A	9.9%	12.4%
Older than usual for grade	0.7%	N/A	1.4%	1.9%
Out-of-school suspensions or expulsions for violent and/or criminal offenses	0.0%	No Change	0.0%	0.0%
Teachers (n=25)				
Teachers with advanced degrees	60.0%	Down from 69.2%	67.0%	62.5%
Continuing contract teachers	84.0%	Up from 76.9%	90.5%	83.3%
Teachers returning from previous year	86.1%	N/A	91.1%	88.3%
Teacher attendance rate	93.5%	Down from 96.6%	94.7%	95.0%
Average teacher salary*	\$50,543	Down 1.1%	\$50,151	\$48,193
Classes not taught by highly qualified teachers	0.0%	No Change	0.0%	0.0%
Professional development days/teacher	6.5 days	Up from 0.9 days	10.9 days	11.0 days
School				
Principal's years at school	3.0	Up from 2.0	5.0	4.0
Student-teacher ratio in core subjects	19.3 to 1	Down from 21.0 to 1	21.4 to 1	20.1 to 1
Prime instructional time	90.0%	Down from 93.4%	90.6%	90.0%
Opportunities in the arts	Good	No Change	Good	Good
SACS accreditation	Yes	No Change	Yes	Yes
Parents attending conferences	98.7%	Up from 25.0%	100.0%	100.0%
Character development program	Good	No Change	Excellent	Excellent
Dollars spent per pupil**	\$5,929	Down 20.2%	\$6,637	\$7,364
Percent of expenditures for instruction**	69.0%	Up from 59.8%	69.0%	68.0%
Percent of expenditures for teacher salaries**	67.0%	Up from 58.8%	66.0%	66.0%
ESEA composite index score	99.8	Up from 97.9	94.6	88.0

* Length of contract = 185+ days.

** Prior year audited financial data available.

EVALUATION RESULTS

	Teachers	Students*	Parents*
Number of surveys returned	26	44	38
Percent satisfied with learning environment	96.2%	97.7%	89.5%
Percent satisfied with social and physical environment	100%	97.8%	94.7%
Percent satisfied with school-home relations	100%	84.4%	92.3%

*Only students at the highest elementary school grade level at this school and their parents were included.

REPORT OF PRINCIPAL AND SCHOOL IMPROVEMENT COUNCIL

Marrington Elementary (MNE) is proud to serve Pre-Kindergarten through 5th grade children on Joint Base Charleston in Goose Creek. As a public school in Berkeley County, Marrington continues to offer students many and varied opportunities to meet our high academic standards, as well as character building and physical activity. Programs offered include: Marrington Singers, "Good Morning, Marrington" news show, parenting workshops, "Virtue of the Month" character education program, Mother/Daughter Book Club, Father/Son "Guys Read" Program, CUBS Code, monthly mini career fairs, business partnerships, Jump Rope for Heart, and various PTO sponsored family activities.

Marrington Elementary has an active volunteer program and PTO membership. Our PTO sponsors grade level performances throughout the year. The PTO and School Improvement Council (SIC) meet monthly to assist and guide efforts to continuously improve support to students and the community. The instructional program at MNE is enhanced through SuccessMaker computer tutorials, small group instruction for reading and math, and a mentor program. Marrington has two computer labs and interactive touch boards in all core classrooms. Throughout the year, our media specialist provides engaging and motivating promotions to encourage the love of reading within the students. Additionally, MNE participates in Berkeley County Spelling and Multiplication Bees, All-County Chorus, local visual art exhibitions, and STEP Art programs. MNE has been recognized by the SC Education Oversight Committee for outstanding student performance results at the Gold and Silver levels on the state assessment for nine consecutive years.

The staff at MNE fosters positive home-school communication through the use of webpages, AlertNow messaging system, Weekly Wednesday Newsletters, positive postcards and phone calls, monthly school calendar of events, and the Marrington Marquee. Marrington's highly qualified staff contains one doctorate degree, eighteen Master's degrees, and ten National Board Certified teachers working with our students daily. The collaborative effort of the administration, faculty, staff, PTO, SIC, parents, and the community assures that we will challenge and empower our students to be successful in a highly competitive world. At the end of the day, MNE is a loving and caring environment for students and their families where we are "diving into learning."

Barbara Webber, Principal
Gina Segawa, SIC Chairperson

Comprehensive detail, including definitions of ratings, performance criteria, and explanations of status, is available on www.ed.sc.gov and www.eoc.sc.gov as well as school and school district websites.

Printed versions are available from school districts upon request.

Abbreviations Key

N/A Not Applicable N/AV Not Available N/C Not Collected N/R Not Reported I/S Insufficient Sample TBD To be determined
NI Newly Identified CSI Continuing School Improvement CA Corrective Action RP Plan to Restructure R Restructure DELAY School Improvement Status HOLD School Improvement Status