



SC Annual School Report Card Summary

St. Stephen Elementary
 Berkeley County
 Grades: PK-5 Enrollment: 397
 Principal: Dr. Elaine Norton
 Superintendent: Dr. Rodney Thompson
 Board Chair: Doug Cooper

PERFORMANCE

Comprehensive detail, including definitions of ratings, performance criteria, and explanations of status, is available on www.ed.sc.gov and www.eoc.sc.gov as well as school and school district websites. Printed versions are available from school districts upon request.

YEAR	ABSOLUTE RATING	GROWTH RATING	PALMETTO GOLD AND SILVER AWARD		ESEA/FEDERAL ACCOUNTABILITY RATING SYSTEM	
			General Performance	Closing the Gap	ESEA Grade	Accountability Indicator
2013	Average	Good	TBD	TBD	C	N/A
2012	Average	Average	N/A	N/A	A	Reward
2011	Average	Average	N/A	N/A	Not Met	N/A

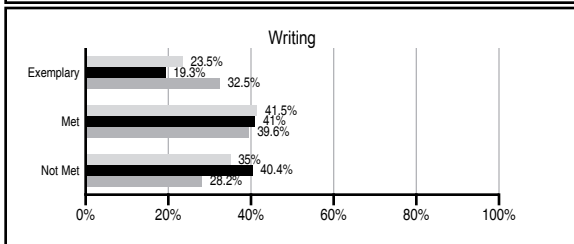
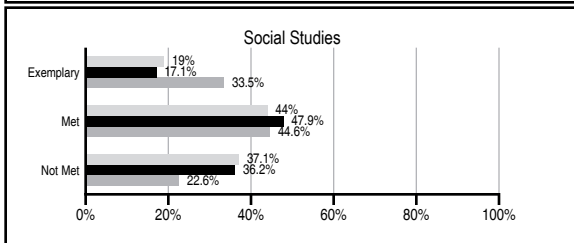
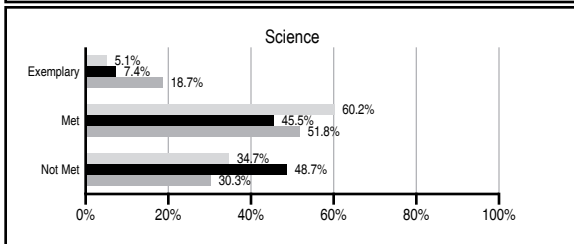
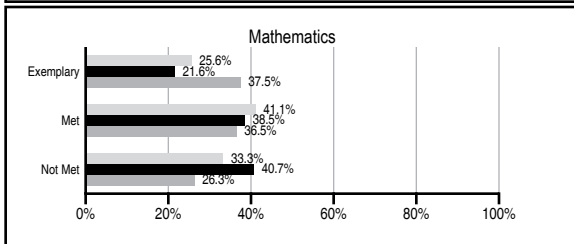
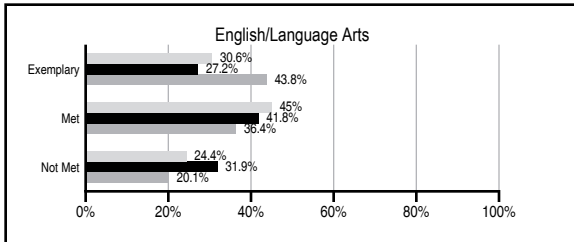
ABSOLUTE RATINGS OF ELEMENTARY SCHOOLS WITH STUDENTS LIKE OURS*

EXCELLENT	GOOD	AVERAGE	BELOW AVERAGE	AT-RISK
0	10	84	43	15

* Ratings are calculated with data available by 11/07/2013. Schools with Students Like Ours are Elementary Schools with Poverty Indices of no more than 5% above or below the index for this school.

PASS PERFORMANCE

Our School
 Elementary Schools with Students Like Ours
 Elementary schools statewide



NAEP PERFORMANCE*

* Performance reported for SC and nation, data not available at school level. Percentages at NAEP Achievement Levels.



SC PERFORMANCE VISION

By 2020 all students will graduate with the knowledge and skills necessary to compete successfully in the global economy, participate in a democratic society and contribute positively as members of families and communities.

Abbreviations Key

N/A Not Applicable N/AV Not Available N/C Not Collected N/R Not Reported I/S Insufficient Sample TBD To be determined

St. Stephen Elementary [Berkeley County]

SCHOOL PROFILE

	Our School	Change from Last Year	Elementary Schools with Students Like Ours	Median Elementary School
Students (n=397)				
Retention rate	6.0%	Up from 3.8%	1.1%	0.9%
Attendance rate	97.2%	Up from 97.1%	95.9%	96.3%
Served by gifted and talented program	3.2%	N/A	2.5%	7.2%
With disabilities	17.3%	N/A	13.4%	12.4%
Older than usual for grade	8.5%	N/A	3.0%	1.9%
Out-of-school suspensions or expulsions for violent and/or criminal offenses	0.0%	No Change	0.0%	0.0%
Teachers (n=31)				
Teachers with advanced degrees	61.3%	Down from 66.7%	59.8%	62.5%
Continuing contract teachers	74.2%	Up from 69.7%	74.7%	83.3%
Teachers returning from previous year	84.5%	Down from 84.8%	84.7%	88.3%
Teacher attendance rate	95.0%	Down from 96.5%	94.9%	95.0%
Average teacher salary*	\$45,954	Up 1.4%	\$46,095	\$48,193
Classes not taught by highly qualified teachers	0.0%	No Change	0.0%	0.0%
Professional development days/teacher	11.3 days	Up from 1.3 days	10.4 days	11.0 days
School				
Principal's years at school	9.0	Up from 8.0	4.0	4.0
Student-teacher ratio in core subjects	15.0 to 1	Down from 17.7 to 1	17.7 to 1	20.1 to 1
Prime instructional time	91.2%	Down from 93.1%	89.6%	90.0%
Opportunities in the arts	Good	No Change	Good	Good
SACS accreditation	Yes	No Change	Yes	Yes
Parents attending conferences	100.0%	No Change	100.0%	100.0%
Character development program	Excellent	No Change	Excellent	Excellent
Dollars spent per pupil**	\$7,600	Down 8.2%	\$8,478	\$7,364
Percent of expenditures for instruction**	69.0%	Up from 64.5%	66.0%	68.0%
Percent of expenditures for teacher salaries**	65.0%	Up from 61.8%	63.5%	66.0%
ESEA composite index score	75.4	Down from 92.6	68.5	88.0

* Length of contract = 185+ days.

** Prior year audited financial data available.

EVALUATION RESULTS

	Teachers	Students*	Parents*
Number of surveys returned	16	53	28
Percent satisfied with learning environment	100%	96.2%	92.9%
Percent satisfied with social and physical environment	100%	92.6%	89.6%
Percent satisfied with school-home relations	100%	92.6%	89.3%

*Only students at the highest elementary school grade level at this school and their parents were included.

REPORT OF PRINCIPAL AND SCHOOL IMPROVEMENT COUNCIL

The mission of St. Stephen Elementary School says that "We will engage and empower our students through the use of the seven habits to create an environment for all to grow and succeed" We are proud to have received an "A" on our latest school report card based upon student achievement in 2011–2012. We are the first school in Berkeley County to implement "The Leader in Me" model based on Stephen Covey's "The 7 Habits of Highly Effective People," in which all staff have been trained. We offered "The 7 Habits of Highly Effective Families" training to parents and community members. We hosted our 2nd Leadership Day on April 18, 2013. Educators and business people from across the state and other states came to learn from us and from our children about our leadership model. Our vision clearly states, "Enter to Learn, Depart to Lead." We believe that all students can learn and be a leader. Beginning with our 3-year-old preschool students, all SSE students can speak the language of the habits as evidenced by using them in their day-to-day activities at school and at home. You find SSE students taking on roles and responsibilities that you typically see classroom teachers do, such as musicians, art leaders, photographers, cafeteria assistants, safety patrols, ambassadors, guidance assistants, behavior monitors, technology leaders, restroom monitors, etc.

We believe in positive interactions with students, staff, parents and community members and have worked hard to create a climate that supports that belief. Students are recognized on a regular basis for positive choices, attendance, improved grades, outstanding grades and display of quality character through the 7 Habits. Though we are proud of the successes we have experienced this year, we look forward to greater accomplishments in years to come.

Our challenges include having 100% of our students scoring at or above benchmark in all subjects. We will address this by continuing to implement the Common Core State Standards, providing interventions to struggling students, continued implementation of an extended day program for first through fifth grades; differentiating instruction, using technology, and providing our staff with the training and materials they need to succeed.

It is our desire at SSE to inspire greatness in each student, one child at a time!

Dr. Elaine Norton, Principal
Mr. John Rivers, SIC Chairman

Comprehensive detail, including definitions of ratings, performance criteria, and explanations of status, is available on www.ed.sc.gov and www.eoc.sc.gov as well as school and school district websites.

Printed versions are available from school districts upon request.

Abbreviations Key

N/A Not Applicable N/AV Not Available N/C Not Collected N/R Not Reported I/S Insufficient Sample TBD To be determined

NI Newly Identified CSI Continuing School Improvement CA Corrective Action RP Plan to Restructure R Restructure DELAY School Improvement Status HOLD School Improvement Status