



SC Annual School Report Card Summary

Bonner Elementary School
Berkeley County
Grades: PK-5 Enrollment: 746
Principal: Natalie Locklear
Superintendent: Dr. Rodney Thompson
Board Chair: Doug Cooper

PERFORMANCE

Comprehensive detail, including definitions of ratings, performance criteria, and explanations of status, is available on www.ed.sc.gov and www.eoc.sc.gov as well as school and school district websites. Printed versions are available from school districts upon request.

YEAR	ABSOLUTE RATING	GROWTH RATING	PALMETTO GOLD AND SILVER AWARD		ESEA/FEDERAL ACCOUNTABILITY RATING SYSTEM	
			General Performance	Closing the Gap	ESEA Grade	Accountability Indicator
2013	Average	Below Average	TBD	TBD	C	N/A
2012	Average	Good	Silver	N/A	B	Reward
2011	Average	Good	Silver	N/A	Not Met	R-HOLD

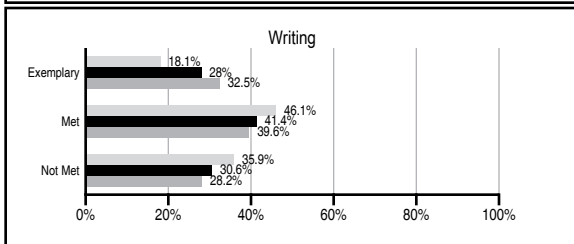
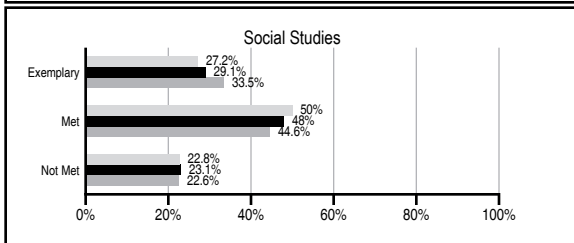
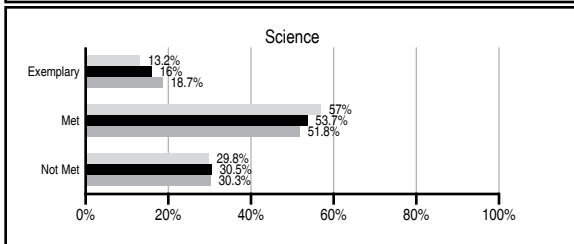
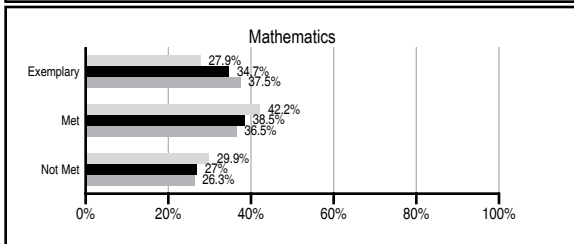
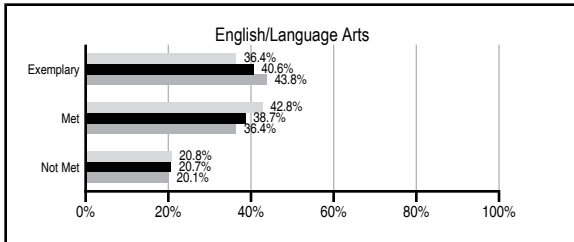
ABSOLUTE RATINGS OF ELEMENTARY SCHOOLS WITH STUDENTS LIKE OURS*

EXCELLENT	GOOD	AVERAGE	BELOW AVERAGE	AT-RISK
13	42	70	6	1

* Ratings are calculated with data available by 11/07/2013. Schools with Students Like Ours are Elementary Schools with Poverty Indices of no more than 5% above or below the index for this school.

PASS PERFORMANCE

Our School
 Elementary Schools with Students Like Ours
 Elementary schools statewide



NAEP PERFORMANCE*

* Performance reported for SC and nation, data not available at school level. Percentages at NAEP Achievement Levels.



SC PERFORMANCE VISION

By 2020 all students will graduate with the knowledge and skills necessary to compete successfully in the global economy, participate in a democratic society and contribute positively as members of families and communities.

Abbreviations Key

N/A Not Applicable N/AV Not Available N/C Not Collected N/R Not Reported I/S Insufficient Sample TBD To be determined

Bonner Elementary School [Berkeley County]

SCHOOL PROFILE

	Our School	Change from Last Year	Elementary Schools with Students Like Ours	Median Elementary School
Students (n=746)				
Retention rate	2.1%	Down from 2.2%	1.1%	0.9%
Attendance rate	95.8%	No Change	96.1%	96.3%
Served by gifted and talented program	5.5%	N/A	6.6%	7.2%
With disabilities	9.5%	N/A	14.1%	12.4%
Older than usual for grade	3.9%	N/A	2.4%	1.9%
Out-of-school suspensions or expulsions for violent and/or criminal offenses	0.0%	No Change	0.0%	0.0%
Teachers (n=48)				
Teachers with advanced degrees	60.4%	Down from 66.0%	61.3%	62.5%
Continuing contract teachers	62.5%	Down from 74.5%	84.2%	83.3%
Teachers returning from previous year	87.8%	Down from 92.1%	89.1%	88.3%
Teacher attendance rate	94.7%	Up from 92.1%	94.7%	95.0%
Average teacher salary*	\$46,579	Down 0.6%	\$48,241	\$48,193
Classes not taught by highly qualified teachers	0.0%	Down from 2.4%	0.0%	0.0%
Professional development days/teacher	11.5 days	Up from 8.0 days	11.5 days	11.0 days
School				
Principal's years at school	6.0	Up from 5.0	4.0	4.0
Student-teacher ratio in core subjects	20.9 to 1	Up from 20.5 to 1	20.1 to 1	20.1 to 1
Prime instructional time	89.8%	Up from 87.3%	89.6%	90.0%
Opportunities in the arts	Good	No Change	Good	Good
SACS accreditation	Yes	No Change	Yes	Yes
Parents attending conferences	100.0%	Up from 13.0%	100.0%	100.0%
Character development program	Good	Down from Excellent	Excellent	Excellent
Dollars spent per pupil**	\$5,932	Down 4.6%	\$7,415	\$7,364
Percent of expenditures for instruction**	72.0%	Up from 63.8%	67.0%	68.0%
Percent of expenditures for teacher salaries**	66.0%	Up from 60.2%	65.0%	66.0%
ESEA composite index score	78.0	Down from 86.0	87.2	88.0

* Length of contract = 185+ days.

** Prior year audited financial data available.

EVALUATION RESULTS

	Teachers	Students*	Parents*
Number of surveys returned	49	104	47
Percent satisfied with learning environment	93.9%	80.8%	91.5%
Percent satisfied with social and physical environment	97.9%	83.9%	89.2%
Percent satisfied with school-home relations	91.7%	83.8%	89.3%

*Only students at the highest elementary school grade level at this school and their parents were included.

REPORT OF PRINCIPAL AND SCHOOL IMPROVEMENT COUNCIL

It was another great year at H.E. Bonner Elementary School. Our staff, students and volunteers provided an exceptional environment where students are realizing and celebrating academic and personal achievements daily. Bonner Elementary is a rural school located nine miles northeast of Moncks Corner, South Carolina. We serve approximately 825 students from nine small communities. Our greatest assets are our community and faculty that are committed to helping all children succeed.

Our school received The Palmetto Silver Award for improving test scores and the South Carolina's Arts in Basic Curriculum Grant. We continuously assess student performance and use the data to help guide our instruction and target specific student needs. We have continued programs such as Accelerated Reader, FASTTMath, IXL, technology instruction, inquiry based science lessons, and Roscoe Reading. These programs add an element of fun which helps students to understand that learning can be enjoyable. Technology is a primary focus for our school. We want to provide technological equipment for our students that will help them to be competitive in their later employment. We currently have Kindles, Kindle Fires, netbooks, iPad Minis and six computer labs which we use to enrich classroom experiences.

Our parent and community volunteers have been a crucial component of our success this year. The numerous hours they spent at Bonner helped our faculty, staff, and students in many ways. Our business partners volunteered their time to help implement "Math Buddies" which provided extra support for students to learn basic math facts. Our PTO board has continued their efforts to support educational field trips with all Box Top money received from the Box Tops for Education Program. Our students traveled to the Columbia Zoo, Columbia Adventure Museum, and Wonder Works, just to name a few. These educational activities create a lifetime of memories for our students and their families. The PTO, community members, and parent volunteers were models for our focused character traits and truly made it an exciting year.

"Bonner's Academy of the Arts" finished the year with an incredible spring showcase, "Journey to Oz". We are looking forward to our third year of training with Sean and Melanie Layne, national trainers with Focus 5. The implementation of Common Core will be a natural fit to the arts initiatives that we have been learning about during many of Bonner's staff developments. Feedback has been positive concerning our arts integration. The arts strategies engage our students while allowing them to create and explore while learning. Bonner's school within a school program will continue for the 2013 - 2014 school year. These initiatives will assist us in our goal to reach every child.

Through our shared purpose, vision, commitments and goals, the Bonner staff, parents, and community will continue to work diligently to ensure every student's success.

Natalie S. Locklear, Principal
Lisa Johnson, School Improvement Council

Comprehensive detail, including definitions of ratings, performance criteria, and explanations of status, is available on www.ed.sc.gov and www.eoc.sc.gov as well as school and school district websites.

Printed versions are available from school districts upon request.

Abbreviations Key

N/A Not Applicable N/AV Not Available N/C Not Collected N/R Not Reported I/S Insufficient Sample TBD To be determined
NI Newly Identified CSI Continuing School Improvement CA Corrective Action RP Plan to Restructure R Restructure DELAY School Improvement Status HOLD School Improvement Status