



# SC Annual School Report Card Summary

**Boulder Bluff Elementary School**  
**Berkeley County**  
**Grades: PK-5** Enrollment: 739  
**Principal: Andrea Salters**  
**Superintendent: Dr. Rodney Thompson**  
**Board Chair: Doug Cooper**

## PERFORMANCE

Comprehensive detail, including definitions of ratings, performance criteria, and explanations of status, is available on [www.ed.sc.gov](http://www.ed.sc.gov) and [www.eoc.sc.gov](http://www.eoc.sc.gov) as well as school and school district websites. Printed versions are available from school districts upon request.

YEAR	ABSOLUTE RATING	GROWTH RATING	PALMETTO GOLD AND SILVER AWARD		ESEA/FEDERAL ACCOUNTABILITY RATING SYSTEM	
			General Performance	Closing the Gap	ESEA Grade	Accountability Indicator
2013	Good	Average	TBD	TBD	B	N/A
2012	Good	Excellent	Gold	Gold	A	N/A
2011	Average	Average	Silver	N/A	Not Met	N/A

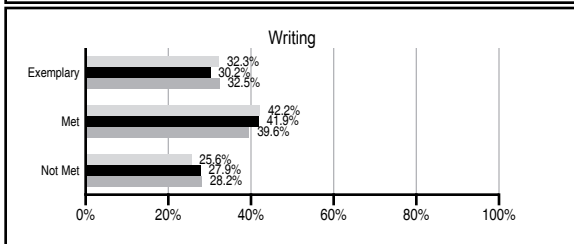
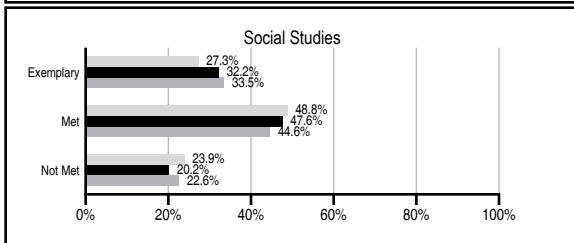
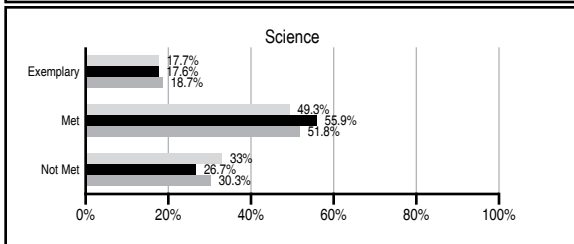
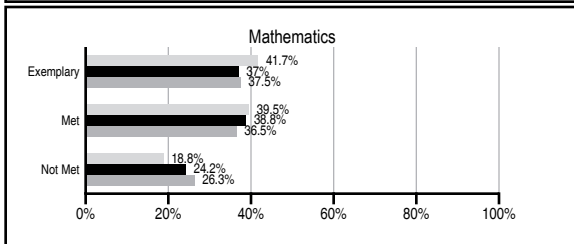
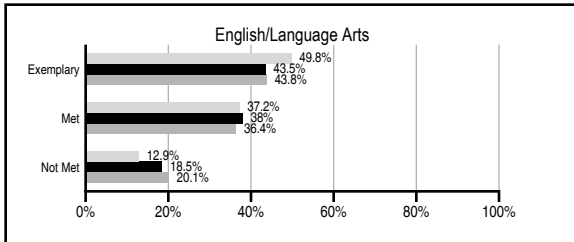
## ABSOLUTE RATINGS OF ELEMENTARY SCHOOLS WITH STUDENTS LIKE OURS\*

EXCELLENT	GOOD	AVERAGE	BELOW AVERAGE	AT-RISK
17	46	53	1	0

\* Ratings are calculated with data available by 11/07/2013. Schools with Students Like Ours are Elementary Schools with Poverty Indices of no more than 5% above or below the index for this school.

## PASS PERFORMANCE

Our School
  Elementary Schools with Students Like Ours
  Elementary schools statewide



## NAEP PERFORMANCE\*

\* Performance reported for SC and nation, data not available at school level. Percentages at NAEP Achievement Levels.



## SC PERFORMANCE VISION

*By 2020 all students will graduate with the knowledge and skills necessary to compete successfully in the global economy, participate in a democratic society and contribute positively as members of families and communities.*

### Abbreviations Key

N/A Not Applicable N/AV Not Available N/C Not Collected N/R Not Reported I/S Insufficient Sample TBD To be determined

# Boulder Bluff Elementary School [Berkeley County]

## SCHOOL PROFILE

	Our School	Change from Last Year	Elementary Schools with Students Like Ours	Median Elementary School
<b>Students (n=739)</b>				
Retention rate	2.6%	Up from 2.5%	1.3%	0.9%
Attendance rate	96.5%	Down from 96.8%	96.2%	96.3%
Served by gifted and talented program	5.8%	N/A	7.2%	7.2%
With disabilities	14.3%	N/A	13.8%	12.4%
Older than usual for grade	3.8%	N/A	2.3%	1.9%
Out-of-school suspensions or expulsions for violent and/or criminal offenses	0.1%	Up from 0.0%	0.0%	0.0%
<b>Teachers (n=48)</b>				
Teachers with advanced degrees	54.2%	Up from 52.8%	62.4%	62.5%
Continuing contract teachers	68.8%	Up from 60.4%	85.7%	83.3%
Teachers returning from previous year	81.7%	Down from 85.4%	89.5%	88.3%
Teacher attendance rate	95.0%	Down from 96.1%	94.7%	95.0%
Average teacher salary*	\$45,749	Up 3.0%	\$48,768	\$48,193
Classes not taught by highly qualified teachers	0.0%	Down from 1.8%	0.0%	0.0%
Professional development days/teacher	7.1 days	No Change	11.1 days	11.0 days
<b>School</b>				
Principal's years at school	3.0	Up from 2.0	5.0	4.0
Student-teacher ratio in core subjects	20.7 to 1	Down from 21.1 to 1	20.1 to 1	20.1 to 1
Prime instructional time	91.3%	Down from 92.5%	89.6%	90.0%
Opportunities in the arts	Good	No Change	Good	Good
SACS accreditation	Yes	No Change	Yes	Yes
Parents attending conferences	100.0%	No Change	100.0%	100.0%
Character development program	Good	Down from Excellent	Excellent	Excellent
Dollars spent per pupil**	\$5,452	Down 16.3%	\$7,240	\$7,364
Percent of expenditures for instruction**	73.0%	Up from 66.1%	68.0%	68.0%
Percent of expenditures for teacher salaries**	68.0%	Up from 63.6%	66.0%	66.0%
ESEA composite index score	82.5	Down from 93.8	88.3	88.0

\* Length of contract = 185+ days.

\*\* Prior year audited financial data available.

## EVALUATION RESULTS

	Teachers	Students*	Parents*
Number of surveys returned	38	103	71
Percent satisfied with learning environment	86.8%	85.4%	90.2%
Percent satisfied with social and physical environment	89.5%	84.8%	86.3%
Percent satisfied with school-home relations	78.9%	90.4%	83.1%

\*Only students at the highest elementary school grade level at this school and their parents were included.

## REPORT OF PRINCIPAL AND SCHOOL IMPROVEMENT COUNCIL

Great things are taking place at Boulder Bluff Elementary School. Boulder Bluff Elementary served approximately 795 students from Child Development through Fifth Grade. We received an "A" rating on our school report card and were the recipient of the 2012-2013 Palmetto Gold Award for Performance and Closing the Achievement Gap. We are extremely proud of the progress our students made this school year. Our teachers worked diligently to find creative ways to help each student achieve academic success.

Teachers participated in professional development centered on Common Core State Standards and Enhanced Balance Literacy. Professional Learning Communities were held weekly at every grade level. The focuses of the PLC's were instructional strategies, creating common benchmark assessments, and analyzing data to improve student achievement in reading and mathematics. Several of our teachers received National Board Certification and an advance degree.

To meet our goal of improving student achievement, identified at-risk students in grades K-5 received additional small group instruction in reading and math. Additionally, identified students in grades K-5 received after-school enrichment in reading and math. Teachers used students fall MAP data to set goals in reading and math. Students participated in various activities throughout the school year such as placing in the BCSD Spelling Bee, Roscoe Reader, Looms of Love project, Junior Achievement, Kids Who Care, Jump Rope for Heart, and Career Day. Our school participated in a school-wide behavior program, PBIS, to reinforce positive behaviors among students and staff. We are an Art in Basic Curriculum site and brought in artist in residence to work with our students.

Parents were provided with opportunities to be involved through PTO, School Improvement Council, Title I planning team, parent workshops, family nights, conferences, volunteer opportunities, and award programs. Our PTO has been instrumental in supporting our instructional program, and has also worked collaboratively with the staff to provide various activities for students and parents. Parents and community members volunteered to tutor and mentor students, and assisted teachers within their classrooms. Business partners have been active and supportive throughout the school year. They have supplied student and staff incentives, school supplies, and grant money.

The Boulder Bluff Elementary family will continue to help every student reach their academic potential. We look forward to another great year.

Andrea Salters, Principal  
 Sylvia Shorter, Chairperson, School Improvement Council

Comprehensive detail, including definitions of ratings, performance criteria, and explanations of status, is available on [www.ed.sc.gov](http://www.ed.sc.gov) and [www.eoc.sc.gov](http://www.eoc.sc.gov) as well as school and school district websites.

Printed versions are available from school districts upon request.

### Abbreviations Key

N/A Not Applicable N/AV Not Available N/C Not Collected N/R Not Reported I/S Insufficient Sample TBD To be determined

NI Newly Identified CSI Continuing School Improvement CA Corrective Action RP Plan to Restructure R Restructure DELAY School Improvement Status HOLD School Improvement Status