



SC Annual School Report Card Summary

Hilton Head Island Elementary
 Beaufort County
 Grades: 1-5 Enrollment: 854
 Principal: Jill McAden
 Superintendent: Dr. Jackie Rosswurm
 Board Chair: Bill Evans

PERFORMANCE

Comprehensive detail, including definitions of ratings, performance criteria, and explanations of status, is available on www.ed.sc.gov and www.eoc.sc.gov as well as school and school district websites. Printed versions are available from school districts upon request.

YEAR	ABSOLUTE RATING	GROWTH RATING	PALMETTO GOLD AND SILVER AWARD		ESEA/FEDERAL ACCOUNTABILITY RATING SYSTEM	
			General Performance	Closing the Gap	ESEA Grade	Accountability Indicator
2013	Excellent	Average	TBD	TBD	A	N/A
2012	Good	Average	N/A	N/A	B	N/A
2011	Good	Excellent	Gold	Silver	Not Met	N/A

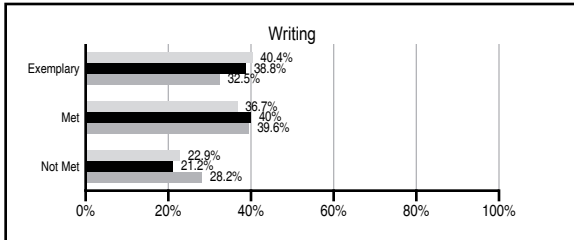
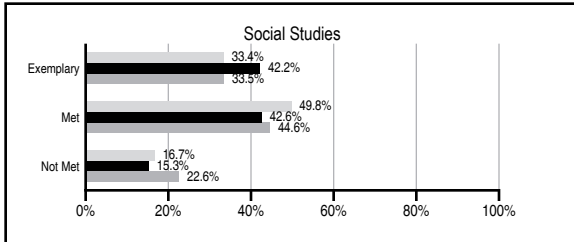
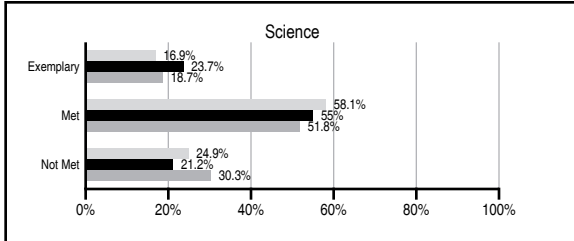
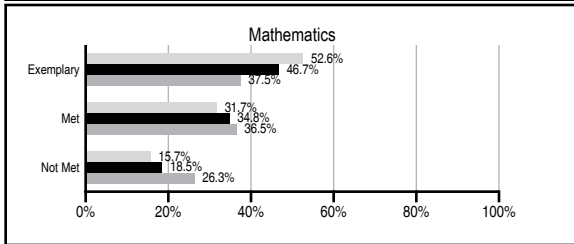
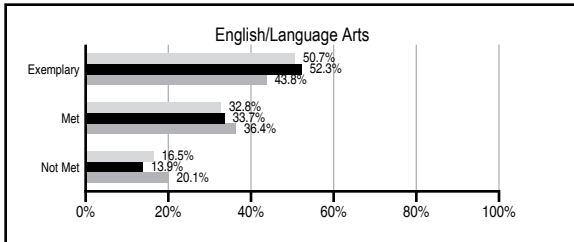
ABSOLUTE RATINGS OF ELEMENTARY SCHOOLS WITH STUDENTS LIKE OURS*

EXCELLENT	GOOD	AVERAGE	BELOW AVERAGE	AT-RISK
38	31	6	0	0

* Ratings are calculated with data available by 11/07/2013. Schools with Students Like Ours are Elementary Schools with Poverty Indices of no more than 5% above or below the index for this school.

PASS PERFORMANCE

Our School Elementary Schools with Students Like Ours Elementary schools statewide



NAEP PERFORMANCE*

* Performance reported for SC and nation, data not available at school level. Percentages at NAEP Achievement Levels.



SC PERFORMANCE VISION

By 2020 all students will graduate with the knowledge and skills necessary to compete successfully in the global economy, participate in a democratic society and contribute positively as members of families and communities.

Abbreviations Key

N/A Not Applicable N/AV Not Available N/C Not Collected N/R Not Reported I/S Insufficient Sample TBD To be determined

Hilton Head Island Elementary [Beaufort County]

SCHOOL PROFILE

	Our School	Change from Last Year	Elementary Schools with Students Like Ours	Median Elementary School
Students (n=854)				
Retention rate	0.1%	Up from 0.0%	0.8%	0.9%
Attendance rate	96.8%	Down from 97.2%	96.5%	96.3%
Served by gifted and talented program	17.7%	N/A	10.1%	7.2%
With disabilities	7.3%	N/A	11.3%	12.4%
Older than usual for grade	0.8%	N/A	1.3%	1.9%
Out-of-school suspensions or expulsions for violent and/or criminal offenses	0.0%	Down from 0.2%	0.0%	0.0%
Teachers (n=63)				
Teachers with advanced degrees	66.7%	Down from 68.9%	64.4%	62.5%
Continuing contract teachers	69.8%	Down from 72.1%	86.7%	83.3%
Teachers returning from previous year	87.3%	Up from 83.7%	89.8%	88.3%
Teacher attendance rate	95.2%	Up from 95.1%	95.4%	95.0%
Average teacher salary*	\$50,215	Up 1.3%	\$49,282	\$48,193
Classes not taught by highly qualified teachers	5.6%	Up from 1.5%	0.0%	0.0%
Professional development days/teacher	12.0 days	Down from 12.6 days	10.8 days	11.0 days
School				
Principal's years at school	7.0	Up from 6.0	4.5	4.0
Student-teacher ratio in core subjects	22.9 to 1	Up from 19.6 to 1	20.8 to 1	20.1 to 1
Prime instructional time	90.9%	Down from 91.5%	90.6%	90.0%
Opportunities in the arts	Excellent	No Change	Good	Good
SACS accreditation	Yes	No Change	Yes	Yes
Parents attending conferences	100.0%	No Change	100.0%	100.0%
Character development program	Excellent	No Change	Excellent	Excellent
Dollars spent per pupil**	\$8,487	Down 2.7%	\$6,936	\$7,364
Percent of expenditures for instruction**	72.0%	Up from 70.8%	69.0%	68.0%
Percent of expenditures for teacher salaries**	64.0%	Down from 68.2%	67.0%	66.0%
ESEA composite index score	91.7	Up from 89.4	90.9	88.0

* Length of contract = 185+ days.

** Prior year audited financial data available.

REPORT OF PRINCIPAL AND SCHOOL IMPROVEMENT COUNCIL

We believe the success of our school is a direct result of the power of the International Baccalaureate framework, the strength of the delivery of curriculum, the rigor, the commitment of our students, teachers, administration, parents and community leaders. For the past two years, the SIC has been committed to improving the overall health and wellness of the students and faculty at the school to impact student achievement. The SIC wrote and was awarded a grant: "The Whole Child Award", an award recognizing schools whose culture exemplifies one or more of the five tenets of The Whole Child Initiative: Healthy, Safe, Supported, Challenged, Engaged. A fitness track on school grounds was built to be used by students, teachers and administrators. The school also purchased exercise and fitness equipment. As a result of student questionnaires, changes were made to our cafeteria: addition of new entrée and side items as well as healthy snack options; more fresh fruits and vegetables; a fresh soup and salad bar to the daily lunch options; improvement of healthy breakfast choices; implementation of a new card swipe system to be used for meal and library accounts. The School Improvement Council works to provide effective communication, report school progress, distribute information and act as a liaison between parents, teachers, community members, and the district and school administration. Together, we will continue to work to enhance the learning environment and opportunities for all HHIES IB students. We hope you will join us to help build a stronger foundation for their future.

Sincerely,

Jill McAden, Diana B. Magnan

Principal, President, SIC, 2011-2013

Hilton Head Island Elementary

An Authorized International Baccalaureate School

EVALUATION RESULTS

	Teachers	Students*	Parents*
Number of surveys returned	39	99	101
Percent satisfied with learning environment	100%	95.9%	93.1%
Percent satisfied with social and physical environment	97.4%	95%	87.1%
Percent satisfied with school-home relations	100%	93.9%	90%

*Only students at the highest elementary school grade level at this school and their parents were included.

Comprehensive detail, including definitions of ratings, performance criteria, and explanations of status, is available on www.ed.sc.gov and www.eoc.sc.gov as well as school and school district websites.

Printed versions are available from school districts upon request.

Abbreviations Key

N/A Not Applicable N/AV Not Available N/C Not Collected N/R Not Reported I/S Insufficient Sample TBD To be determined

NI Newly Identified CSI Continuing School Improvement CA Corrective Action RP Plan to Restructure R Restructure DELAY School Improvement Status HOLD School Improvement Status