

SC Annual School Report Card Summary

Hilton Head Island Elementary School for the Creative Arts
 Beaufort County
 Grades: PK-5 Enrollment: 810
 Principal: Gretchen Keefner
 Superintendent: Dr. Jackie Rosswurm
 Board Chair: Bill Evans

PERFORMANCE

Comprehensive detail, including definitions of ratings, performance criteria, and explanations of status, is available on www.ed.sc.gov and www.eoc.sc.gov as well as school and school district websites. Printed versions are available from school districts upon request.

YEAR	ABSOLUTE RATING	GROWTH RATING	PALMETTO GOLD AND SILVER AWARD		ESEA/FEDERAL ACCOUNTABILITY RATING SYSTEM	
			General Performance	Closing the Gap	ESEA Grade	Accountability Indicator
2013	Good	Average	TBD	TBD	B	N/A
2012	Good	Average	N/A	N/A	C	N/A
2011	Good	Average	Silver	N/A	Not Met	N/A

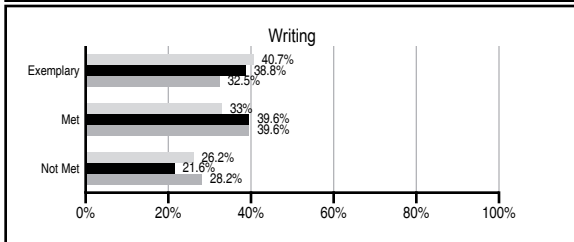
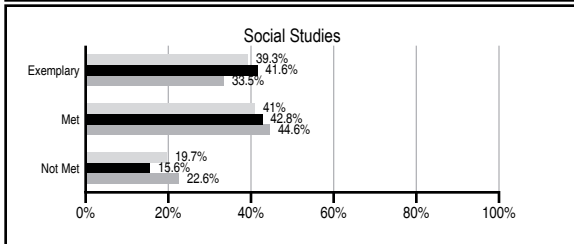
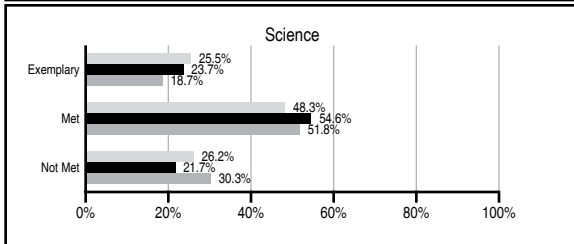
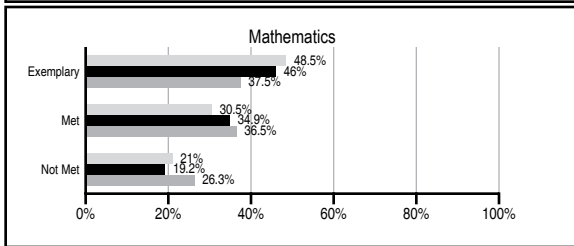
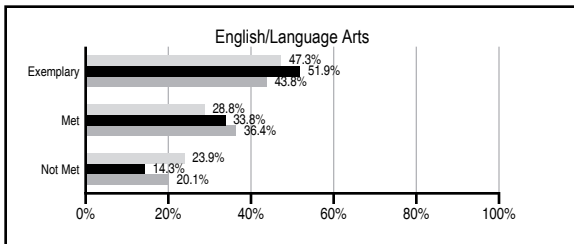
ABSOLUTE RATINGS OF ELEMENTARY SCHOOLS WITH STUDENTS LIKE OURS*

EXCELLENT	GOOD	AVERAGE	BELOW AVERAGE	AT-RISK
39	33	7	0	1

* Ratings are calculated with data available by 11/07/2013. Schools with Students Like Ours are Elementary Schools with Poverty Indices of no more than 5% above or below the index for this school.


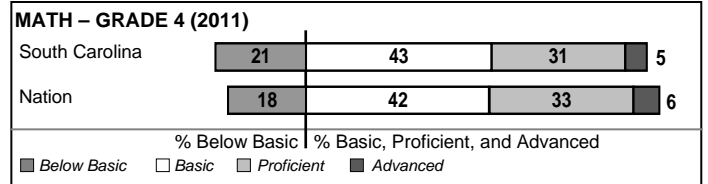
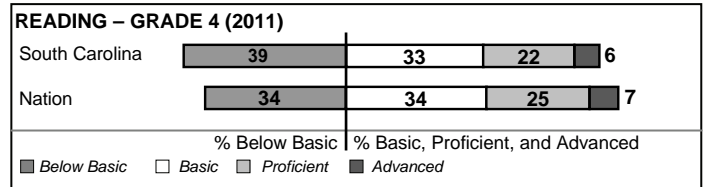
PASS PERFORMANCE

Our School
 Elementary Schools with Students Like Ours
 Elementary schools statewide



NAEP PERFORMANCE*

* Performance reported for SC and nation, data not available at school level. Percentages at NAEP Achievement Levels.



SC PERFORMANCE VISION

By 2020 all students will graduate with the knowledge and skills necessary to compete successfully in the global economy, participate in a democratic society and contribute positively as members of families and communities.

Abbreviations Key

N/A Not Applicable N/AV Not Available N/C Not Collected N/R Not Reported I/S Insufficient Sample TBD To be determined

Hilton Head Island Elementary School for the Creative Arts [Beaufort County]

SCHOOL PROFILE

	Our School	Change from Last Year	Elementary Schools with Students Like Ours	Median Elementary School
Students (n=810)				
Retention rate	0.7%	Up from 0.0%	0.8%	0.9%
Attendance rate	96.7%	Down from 97.1%	96.5%	96.3%
Served by gifted and talented program	14.9%	N/A	10.2%	7.2%
With disabilities	8.7%	N/A	11.3%	12.4%
Older than usual for grade	1.2%	N/A	1.4%	1.9%
Out-of-school suspensions or expulsions for violent and/or criminal offenses	1.4%	Up from 0.0%	0.0%	0.0%
Teachers (n=55)				
Teachers with advanced degrees	72.7%	Down from 73.2%	64.5%	62.5%
Continuing contract teachers	74.5%	Down from 75.0%	85.7%	83.3%
Teachers returning from previous year	90.0%	Up from 87.2%	89.8%	88.3%
Teacher attendance rate	95.8%	Up from 93.9%	95.4%	95.0%
Average teacher salary*	\$50,530	Up 1.3%	\$49,282	\$48,193
Classes not taught by highly qualified teachers	5.3%	Down from 7.8%	0.0%	0.0%
Professional development days/teacher	17.5 days	Up from 15.2 days	11.3 days	11.0 days
School				
Principal's years at school	8.0	Up from 7.0	5.0	4.0
Student-teacher ratio in core subjects	22.1 to 1	Up from 21.5 to 1	20.6 to 1	20.1 to 1
Prime instructional time	89.4%	Up from 88.1%	90.6%	90.0%
Opportunities in the arts	Excellent	No Change	Good	Good
SACS accreditation	Yes	No Change	Yes	Yes
Parents attending conferences	100.0%	No Change	100.0%	100.0%
Character development program	Excellent	No Change	Excellent	Excellent
Dollars spent per pupil**	\$7,068	Down 5.3%	\$7,001	\$7,364
Percent of expenditures for instruction**	81.0%	Up from 76.9%	69.0%	68.0%
Percent of expenditures for teacher salaries**	73.0%	Down from 73.4%	67.0%	66.0%
ESEA composite index score	84.8	Up from 74.4	90.9	88.0

* Length of contract = 185+ days.

** Prior year audited financial data available.

EVALUATION RESULTS

	Teachers	Students*	Parents*
Number of surveys returned	61	139	79
Percent satisfied with learning environment	95.1%	69.7%	92.4%
Percent satisfied with social and physical environment	100%	58.7%	92.3%
Percent satisfied with school-home relations	90.1%	79.2%	92.4%

*Only students at the highest elementary school grade level at this school and their parents were included.

REPORT OF PRINCIPAL AND SCHOOL IMPROVEMENT COUNCIL

Hilton Head Island Elementary School for the Creative Arts, in its eighth year of operation as an arts-focused school of choice, has a main campus on Hilton Head Island. The school includes another campus for its annexed, multi-age sister school for elementary students that live on Daufuskie Island. Daufuskie Island continues to only be accessible by boat from Hilton Head. Thanks to great staffs, parent support, business partners and community partnerships, students on both campuses had a successful year that focused on academic success, great opportunities in the arts, character development, citizenship and life skills.

In the fall, thirteen Creative Arts students were identified as receiving a perfect score on one or more sections of the 2011-12 PASS (Palmetto Assessment of State Standards) exams for students in grades three through eight. For the second year we had more students than any other Beaufort County school obtain this achievement.

Principal Gretchen Keefner was named the 2012 Arts Administrator of the Year by the South Carolina Alliance for Arts Education at the fall conference in Columbia, SC. The Alliance honors an individual in South Carolina annually for doing an outstanding job of making the arts an essential part of the education of students.

A \$7,500.00 grant was awarded to the school in recognition for being an "Arts in the Basic Curriculum Model Site" from the South Carolina Arts Commission.

Our staff continued to grow professionally making them better teachers in the classroom. Six staff members received Master's Degrees this past year. Quality staff development on the new Common Core Standards, the district's literacy initiative and integrating technology supported their personal professional growth.

The School Improvement Council monitored the Title 1 School-Wide Plan and the five-year School Renewal Plan with a focus on student achievement, health and school safety and home-school-community communications. Accomplishments include plans to initiate a tutoring program in the fall using high school students, review of the school safety procedures, implementing a student salad bar in August and getting the new web page up and in operation.

Active PTO's on both campuses continued to support the vision and mission of the school through programs for the students and families. Successful fundraisers supported fieldtrips for all students in the arts and other academic areas.

Respectfully Submitted,
Gretchen Keefner, Principal - - Gina Dunn, SIC Chair - -
Chantal Horup, Wendy Sampson and Jody Smith, PTO
Co-President

Comprehensive detail, including definitions of ratings, performance criteria, and explanations of status, is available on www.ed.sc.gov and www.eoc.sc.gov as well as school and school district websites.

Printed versions are available from school districts upon request.

Abbreviations Key

N/A Not Applicable N/AV Not Available N/C Not Collected N/R Not Reported I/S Insufficient Sample TBD To be determined

NI Newly Identified CSI Continuing School Improvement CA Corrective Action RP Plan to Restructure R Restructure DELAY School Improvement Status HOLD School Improvement Status