



# SC Annual School Report Card Summary

Okatie Elementary School  
 Beaufort County  
 Grades: PK-5 Enrollment: 615  
 Principal: Jamie Pinckney  
 Superintendent: Dr. Jackie Rosswurm  
 Board Chair: Bill Evans

## PERFORMANCE

Comprehensive detail, including definitions of ratings, performance criteria, and explanations of status, is available on [www.ed.sc.gov](http://www.ed.sc.gov) and [www.eoc.sc.gov](http://www.eoc.sc.gov) as well as school and school district websites. Printed versions are available from school districts upon request.

YEAR	ABSOLUTE RATING	GROWTH RATING	PALMETTO GOLD AND SILVER AWARD		ESEA/FEDERAL ACCOUNTABILITY RATING SYSTEM	
			General Performance	Closing the Gap	ESEA Grade	Accountability Indicator
2013	Excellent	Good	TBD	TBD	A	N/A
2012	Excellent	Excellent	Gold	Gold	A	N/A
2011	Excellent	Excellent	Gold	Silver	Met	N/A

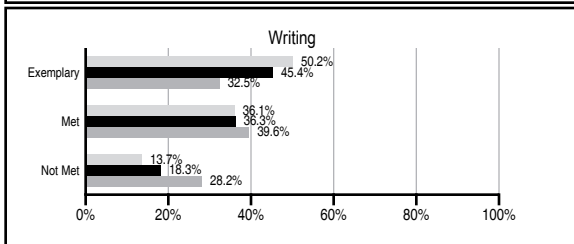
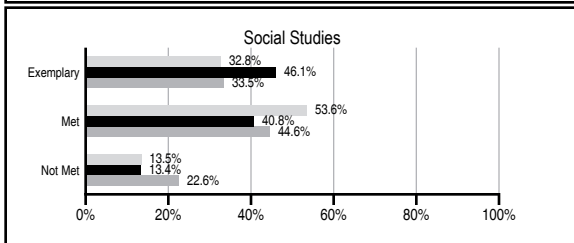
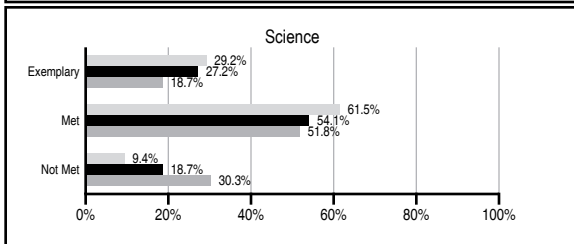
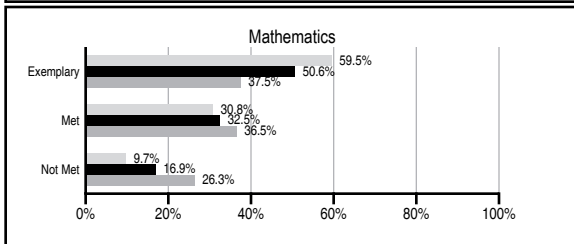
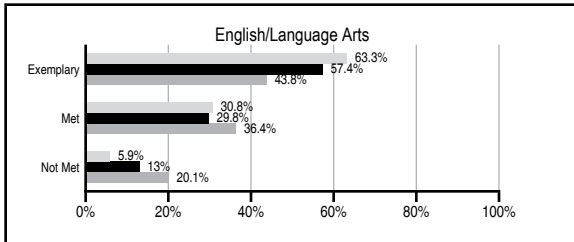
## ABSOLUTE RATINGS OF ELEMENTARY SCHOOLS WITH STUDENTS LIKE OURS\*

EXCELLENT	GOOD	AVERAGE	BELOW AVERAGE	AT-RISK
32	10	0	1	0

\* Ratings are calculated with data available by 11/07/2013. Schools with Students Like Ours are Elementary Schools with Poverty Indices of no more than 5% above or below the index for this school.

## PASS PERFORMANCE

Our School
  Elementary Schools with Students Like Ours
  Elementary schools statewide



## NAEP PERFORMANCE\*

\* Performance reported for SC and nation, data not available at school level. Percentages at NAEP Achievement Levels.



## SC PERFORMANCE VISION

*By 2020 all students will graduate with the knowledge and skills necessary to compete successfully in the global economy, participate in a democratic society and contribute positively as members of families and communities.*

### Abbreviations Key

N/A Not Applicable N/AV Not Available N/C Not Collected N/R Not Reported I/S Insufficient Sample TBD To be determined

# Okatie Elementary School [Beaufort County]

## SCHOOL PROFILE

	Our School	Change from Last Year	Elementary Schools with Students Like Ours	Median Elementary School
<b>Students (n=615)</b>				
Retention rate	0.5%	Up from 0.3%	0.7%	0.9%
Attendance rate	97.0%	Down from 97.3%	96.8%	96.3%
Served by gifted and talented program	14.5%	N/A	12.3%	7.2%
With disabilities	7.7%	N/A	10.9%	12.4%
Older than usual for grade	0.5%	N/A	1.4%	1.9%
Out-of-school suspensions or expulsions for violent and/or criminal offenses	0.0%	No Change	0.0%	0.0%
<b>Teachers (n=42)</b>				
Teachers with advanced degrees	76.2%	Up from 69.6%	66.7%	62.5%
Continuing contract teachers	88.1%	Up from 82.6%	88.2%	83.3%
Teachers returning from previous year	93.5%	Up from 84.5%	89.7%	88.3%
Teacher attendance rate	94.4%	Down from 95.6%	94.8%	95.0%
Average teacher salary*	\$48,684	Up 5.2%	\$49,864	\$48,193
Classes not taught by highly qualified teachers	0.0%	No Change	0.0%	0.0%
Professional development days/teacher	18.7 days	Up from 15.1 days	11.4 days	11.0 days
<b>School</b>				
Principal's years at school	10.0	No Change	5.0	4.0
Student-teacher ratio in core subjects	21.1 to 1	Up from 20.5 to 1	21.2 to 1	20.1 to 1
Prime instructional time	90.6%	Down from 91.9%	90.5%	90.0%
Opportunities in the arts	Good	No Change	Good	Good
SACS accreditation	Yes	No Change	Yes	Yes
Parents attending conferences	100.0%	No Change	100.0%	100.0%
Character development program	Excellent	No Change	Excellent	Excellent
Dollars spent per pupil**	\$7,344	Up 0.5%	\$7,142	\$7,364
Percent of expenditures for instruction**	73.0%	Down from 74.3%	69.5%	68.0%
Percent of expenditures for teacher salaries**	71.0%	Down from 71.3%	67.0%	66.0%
ESEA composite index score	98.7	Up from 97.1	94.0	88.0

\* Length of contract = 185+ days.

\*\* Prior year audited financial data available.

## EVALUATION RESULTS

	Teachers	Students*	Parents*
Number of surveys returned	43	97	86
Percent satisfied with learning environment	97.7%	95.8%	97.7%
Percent satisfied with social and physical environment	100%	94.8%	95.3%
Percent satisfied with school-home relations	100%	96.9%	92.9%

\*Only students at the highest elementary school grade level at this school and their parents were included.

Comprehensive detail, including definitions of ratings, performance criteria, and explanations of status, is available on [www.ed.sc.gov](http://www.ed.sc.gov) and [www.eoc.sc.gov](http://www.eoc.sc.gov) as well as school and school district websites.

Printed versions are available from school districts upon request.

## REPORT OF PRINCIPAL AND SCHOOL IMPROVEMENT COUNCIL

Okatie Elementary School has earned the prestigious nomination for the National Blue Ribbon Award this year and received our official Exemplary Writing Banner for 2012-14. We made Adequate Yearly Progress (AYP) for the fourth consecutive year! We earned an "Excellent" Absolute rating and an "Excellent" Improvement rating, as well as an "A" ESEA rating by the State Department. OES earned Palmetto Gold Awards for both Academic Achievement and Closing the Gap. We are especially pleased that our School Improvement Council ranked in the Top 9 in the state by earning SC-SIC Honor Roll. Okatie's SIC has worked diligently in updating the Five-year Plan, improving school safety with "No-Cell Phone Use" signs, creating the Ladies' and Gentlemen's Clubs for character enrichment, and assisting twenty-five families with our HOOT Bag Food Donation Program. Our students also won the "Plaid About Reading" contest held by the heritage Golf Classic, for the second year in a row, reading over 16,983 books. Five students earned perfect scores on the 2012 PASS Test and one student earned a perfect score for the fourth grade GT WordMasters Challenge. We are very proud of our students' and staffs' efforts and achievements in learning.

Teachers and staff worked tirelessly on unique projects, in which they've received grants. RTI Teacher, Julie Fletcher received the "Valerie Truesdale Excellence" Award. Science lab teacher, Helen Goodman received a \$1,600 grant from LRCD and a Bright Ideas Grant for \$800. First Grade teacher Valecia Whitfield earned a \$500 grant from Bright Ideas. Third Grade Teacher, Patty Shuford and Fifth Grade Teacher, Chrissy Pope, each won iPads from BCSD's Technology Contest. The Foundation for Educational Excellence awarded grants to third grade teacher, Danielle Hunt for \$500 for "Technology for All", Helen Goodman for \$500, and Julie Fletcher for \$488 for non-fiction books. Melissa Schoenstra and Loretta Kefford were awarded a \$1500 Tanger Grant. These teachers stretch to provide an innovative education for our students.

Okatie students and staff continued giving back to the community through service projects that provided donations over \$3,000 to Pet Shelters, American Heart Association, March of Dimes, and the Muscular Dystrophy Association.

In keeping with our "Healthy Steps" program, students logged 8,850 miles at home and school on their trek to the Mount Everest. The Kids on the Run Club completed Half Marathon and Full Marathon Challenges. We showcased nineteen Community Businesses at our Health Fair. The support staff hosted two "Brown Bag" Breakfasts for Bully Busters and PASS Testing Tips for Parents.

Our Teacher of the Year is Julie Fletcher, RTI Coach, who has been a part of the Okatie family since it opened in 2003. OES Data Specialist, Lisa Nelson is not only our Support Staff of the Year but was also recognized as the District Support Staff of the Year. The Volunteer of the Year is Jody Gourley, who was also the PTO president, room mother and substitute. Okatie Elementary School is indebted to its staff, students, parents, and community members for generously donating their time and energies for another successful year.

Jamie Pinckney, Principal and Emily Bierman, SIC Chairperson

### Abbreviations Key

N/A Not Applicable N/AV Not Available N/C Not Collected N/R Not Reported I/S Insufficient Sample TBD To be determined  
 NI Newly Identified CSI Continuing School Improvement CA Corrective Action RP Plan to Restructure R Restructure DELAY School Improvement Status HOLD School Improvement Status