



SC Annual School Report Card Summary

Whale Branch Elementary School
 Beaufort County
 Grades: PK-4 Enrollment: 445
 Principal: Anita Lynn Singleton
 Superintendent: Dr. Jackie Rosswurm
 Board Chair: Bill Evans

PERFORMANCE

Comprehensive detail, including definitions of ratings, performance criteria, and explanations of status, is available on www.ed.sc.gov and www.eoc.sc.gov as well as school and school district websites. Printed versions are available from school districts upon request.

YEAR	ABSOLUTE RATING	GROWTH RATING	PALMETTO GOLD AND SILVER AWARD		ESEA/FEDERAL ACCOUNTABILITY RATING SYSTEM	
			General Performance	Closing the Gap	ESEA Grade	Accountability Indicator
2013	Average	Excellent	TBD	TBD	D	N/A
2012	Below Average	Average	N/A	N/A	D	N/A
2011	Below Average	Average	N/A	N/A	Not Met	N/A

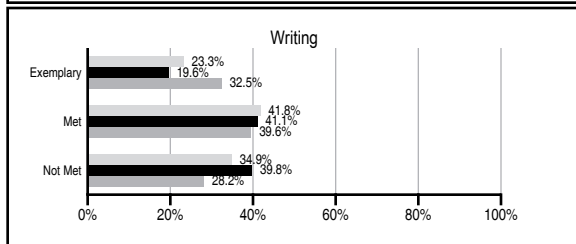
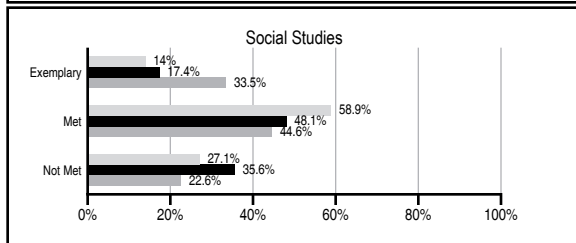
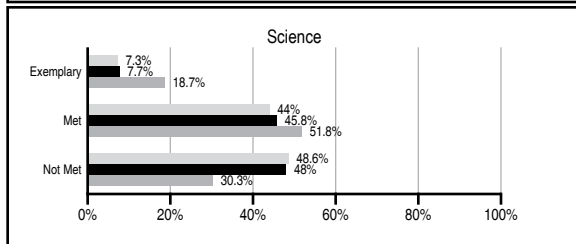
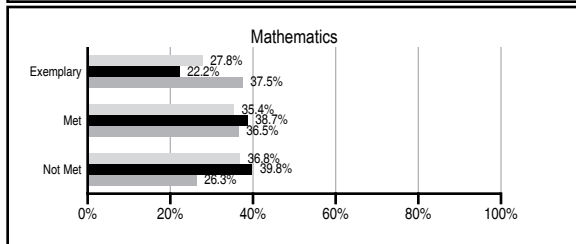
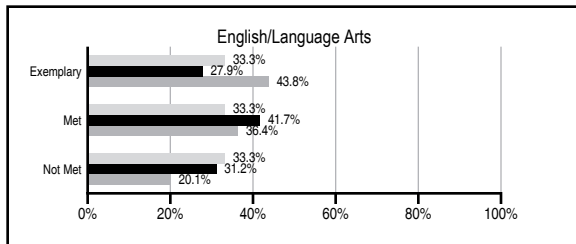
ABSOLUTE RATINGS OF ELEMENTARY SCHOOLS WITH STUDENTS LIKE OURS*

EXCELLENT	GOOD	AVERAGE	BELOW AVERAGE	AT-RISK
1	12	93	45	15

* Ratings are calculated with data available by 11/07/2013. Schools with Students Like Ours are Elementary Schools with Poverty Indices of no more than 5% above or below the index for this school.

PASS PERFORMANCE

Our School
 Elementary Schools with Students Like Ours
 Elementary schools statewide



NAEP PERFORMANCE*

* Performance reported for SC and nation, data not available at school level. Percentages at NAEP Achievement Levels.



SC PERFORMANCE VISION

By 2020 all students will graduate with the knowledge and skills necessary to compete successfully in the global economy, participate in a democratic society and contribute positively as members of families and communities.

Abbreviations Key

N/A Not Applicable N/AV Not Available N/C Not Collected N/R Not Reported I/S Insufficient Sample TBD To be determined

Whale Branch Elementary School [Beaufort County]

SCHOOL PROFILE

	Our School	Change from Last Year	Elementary Schools with Students Like Ours	Median Elementary School
Students (n=445)				
Retention rate	0.4%	Up from 0.2%	1.1%	0.9%
Attendance rate	96.4%	Down from 96.8%	95.9%	96.3%
Served by gifted and talented program	2.5%	N/A	2.6%	7.2%
With disabilities	6.7%	N/A	13.4%	12.4%
Older than usual for grade	1.0%	N/A	2.9%	1.9%
Out-of-school suspensions or expulsions for violent and/or criminal offenses	0.0%	No Change	0.0%	0.0%
Teachers (n=39)				
Teachers with advanced degrees	51.3%	Up from 40.9%	60.0%	62.5%
Continuing contract teachers	48.7%	Up from 47.7%	75.9%	83.3%
Teachers returning from previous year	64.3%	Up from 55.6%	84.6%	88.3%
Teacher attendance rate	94.2%	Up from 92.5%	94.9%	95.0%
Average teacher salary*	\$45,573	Down 3.6%	\$46,124	\$48,193
Classes not taught by highly qualified teachers	0.0%	Down from 4.9%	0.0%	0.0%
Professional development days/teacher	17.9 days	Down from 19.9 days	10.3 days	11.0 days
School				
Principal's years at school	2.0	Up from 1.0	3.5	4.0
Student-teacher ratio in core subjects	22.4 to 1	Up from 18.5 to 1	18.0 to 1	20.1 to 1
Prime instructional time	89.5%	Up from 87.5%	89.6%	90.0%
Opportunities in the arts	Good	No Change	Good	Good
SACS accreditation	Yes	No Change	Yes	Yes
Parents attending conferences	91.0%	Up from 23.6%	100.0%	100.0%
Character development program	Excellent	No Change	Excellent	Excellent
Dollars spent per pupil**	\$7,118	Down 28.6%	\$8,291	\$7,364
Percent of expenditures for instruction**	66.0%	Down from 70.0%	67.0%	68.0%
Percent of expenditures for teacher salaries**	60.0%	Down from 63.3%	64.0%	66.0%
ESEA composite index score	69.5	Up from 62.7	71.7	88.0

* Length of contract = 185+ days.

** Prior year audited financial data available.

EVALUATION RESULTS

	Teachers	Students*	Parents*
Number of surveys returned	27	74	36
Percent satisfied with learning environment	92.5%	75.7%	80.5%
Percent satisfied with social and physical environment	92.8%	75.3%	94.1%
Percent satisfied with school-home relations	57.2%	75.4%	77.8%

*Only students at the highest elementary school grade level at this school and their parents were included.

REPORT OF PRINCIPAL AND SCHOOL IMPROVEMENT COUNCIL

It's been another great year at Whale Branch Elementary School! We serve a population of approximately 510 students. 83% of the students are African-American and 93% of the students receive subsidized meals. Equipping students with the tools to be responsible, caring citizens was a major focus during the 2012-2013 school year. A month-long "Random Acts of Kindness" Project took place that involved school and community members. A school-wide Recycling Program was implemented along with a recycling task force. Our efforts were recognized by the Mayor and members of the City Council as a proclamation was signed declaring November 15th "America Recycles Day" in Beaufort County. In addition, Whale Branch Elementary School was recognized by the U. S. Green Building Council as the first place winner in the elementary school division of the Green School Challenge. We were also the recipients of a PBIS ribbon award. Data continued to drive instruction. This was evidenced by weekly Progress Monitoring meetings where grade levels discussed data and strategies for success in all content areas. Information from MAP (Measures of Academic Progress) and PASS was also used to inform instruction. Students in grades 1st through 4th received instruction in Spanish. KITE-LL (Kids Interacting Through Early Language Learning), was also implemented in 3rd and 4th grade s. KITE-LL is an elementary language program that draws from grade-level content standards (primarily social studies, language arts, science, and mathematics) to teach Spanish.

The staff continued to engage in professional development activities that focused on Academic Vocabulary, the components of Balanced Literacy, Daily 5, and the integration of technology into the classroom. Most impressive was the fact that several of our staff members received gifted and talented endorsement.

An Afterschool Homework Center for third and fourth graders along with an afterschool art and music program was also added to our program. Our collaboration with community agencies and businesses continues to grow. The Pepsi Corporation has been one of our biggest supporters of incentives for students. Our school is used as a YMCA summer camp site during the summer. Our school is a site for health and dental services through Beaufort-Jasper Comprehensive Health Services.

Anita L. Singleton, Principal Jessie Simmons, SIC Chairperson

Comprehensive detail, including definitions of ratings, performance criteria, and explanations of status, is available on www.ed.sc.gov and www.eoc.sc.gov as well as school and school district websites.

Printed versions are available from school districts upon request.

Abbreviations Key

N/A Not Applicable N/AV Not Available N/C Not Collected N/R Not Reported I/S Insufficient Sample TBD To be determined

NI Newly Identified CSI Continuing School Improvement CA Corrective Action RP Plan to Restructure R Restructure DELAY School Improvement Status HOLD School Improvement Status