



# SC Annual School Report Card Summary

St. Helena Elementary  
 Beaufort County  
 Grades: PK-5  
 Principal: Kay Keeler  
 Superintendent: Dr. Jackie Rosswurm  
 Board Chair: Bill Evans

Enrollment: 392

## PERFORMANCE

Comprehensive detail, including definitions of ratings, performance criteria, and explanations of status, is available on [www.ed.sc.gov](http://www.ed.sc.gov) and [www.eoc.sc.gov](http://www.eoc.sc.gov) as well as school and school district websites. Printed versions are available from school districts upon request.

YEAR	ABSOLUTE RATING	GROWTH RATING	PALMETTO GOLD AND SILVER AWARD		ESEA/FEDERAL ACCOUNTABILITY RATING SYSTEM	
			General Performance	Closing the Gap	ESEA Grade	Accountability Indicator
2013	Average	Excellent	TBD	TBD	A	N/A
2012	Below Average	Average	N/A	N/A	F	N/A
2011	Below Average	Average	N/A	N/A	Not Met	N/A

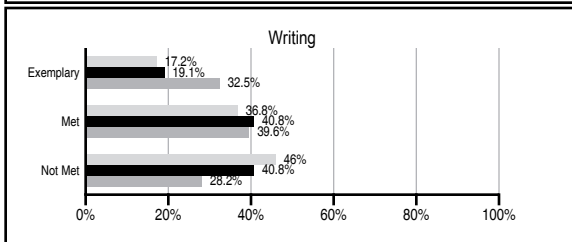
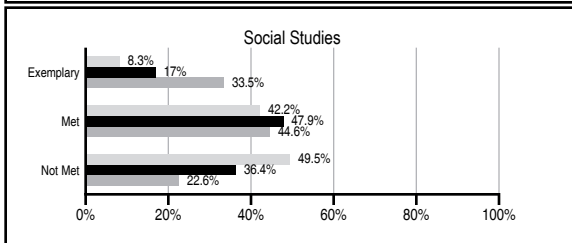
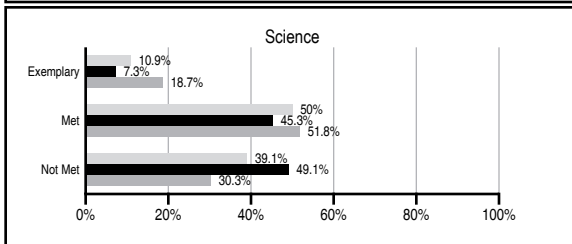
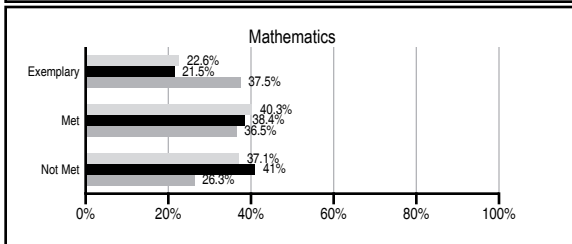
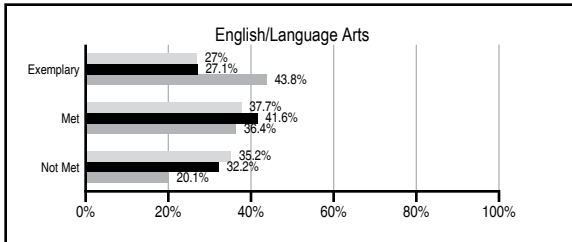
## ABSOLUTE RATINGS OF ELEMENTARY SCHOOLS WITH STUDENTS LIKE OURS\*

EXCELLENT	GOOD	AVERAGE	BELOW AVERAGE	AT-RISK
0	9	79	41	15

\* Ratings are calculated with data available by 11/07/2013. Schools with Students Like Ours are Elementary Schools with Poverty Indices of no more than 5% above or below the index for this school.



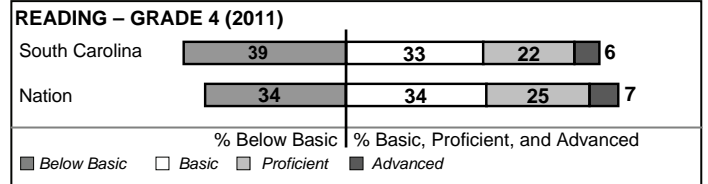
## PASS PERFORMANCE

Our School
  Elementary Schools with Students Like Ours
  Elementary schools statewide



## NAEP PERFORMANCE\*

\* Performance reported for SC and nation, data not available at school level. Percentages at NAEP Achievement Levels.



## SC PERFORMANCE VISION

*By 2020 all students will graduate with the knowledge and skills necessary to compete successfully in the global economy, participate in a democratic society and contribute positively as members of families and communities.*

### Abbreviations Key

N/A Not Applicable N/AV Not Available N/C Not Collected N/R Not Reported I/S Insufficient Sample TBD To be determined

# St. Helena Elementary [Beaufort County]

## SCHOOL PROFILE

	Our School	Change from Last Year	Elementary Schools with Students Like Ours	Median Elementary School
<b>Students (n=392)</b>				
Retention rate	1.0%	Down from 1.9%	1.1%	0.9%
Attendance rate	97.1%	Down from 97.4%	95.9%	96.3%
Served by gifted and talented program	1.3%	N/A	2.5%	7.2%
With disabilities	10.8%	N/A	13.5%	12.4%
Older than usual for grade	1.7%	N/A	2.9%	1.9%
Out-of-school suspensions or expulsions for violent and/or criminal offenses	0.0%	No Change	0.0%	0.0%
<b>Teachers (n=39)</b>				
Teachers with advanced degrees	66.7%	Down from 69.7%	60.0%	62.5%
Continuing contract teachers	59.0%	Down from 66.7%	74.3%	83.3%
Teachers returning from previous year	81.9%	Up from 73.7%	84.6%	88.3%
Teacher attendance rate	95.4%	Up from 95.0%	94.9%	95.0%
Average teacher salary*	\$52,271	Down 7.8%	\$45,947	\$48,193
Classes not taught by highly qualified teachers	9.4%	Down from 15.9%	0.0%	0.0%
Professional development days/teacher	31.1 days	Up from 15.9 days	10.2 days	11.0 days
<b>School</b>				
Principal's years at school	5.0	Up from 3.0	4.0	4.0
Student-teacher ratio in core subjects	N/R	N/R	17.7 to 1	20.1 to 1
Prime instructional time	91.0%	Up from 90.3%	89.6%	90.0%
Opportunities in the arts	Good	No Change	Good	Good
SACS accreditation	Yes	No Change	Yes	Yes
Parents attending conferences	100.0%	Up from 97.1%	100.0%	100.0%
Character development program	Excellent	No Change	Excellent	Excellent
Dollars spent per pupil**	\$9,763	Down 13.1%	\$8,570	\$7,364
Percent of expenditures for instruction**	62.0%	Down from 69.2%	66.0%	68.0%
Percent of expenditures for teacher salaries**	60.0%	Down from 67.2%	63.5%	66.0%
ESEA composite index score	92.3	Up from 51.7	68.1	88.0

\* Length of contract = 185+ days.

\*\* Prior year audited financial data available.

## EVALUATION RESULTS

	Teachers	Students*	Parents*
Number of surveys returned	28	33	19
Percent satisfied with learning environment	71.4%	84.9%	73.7%
Percent satisfied with social and physical environment	89.3%	87.9%	84.3%
Percent satisfied with school-home relations	42.8%	90.9%	73.7%

\*Only students at the highest elementary school grade level at this school and their parents were included.

## REPORT OF PRINCIPAL AND SCHOOL IMPROVEMENT COUNCIL

Circle Unbroken continued to be the theme for the year at St. Helena Elementary School. The school with community members, the SIC, and district instructional services worked on an action plan through the year with a focus on math. Class sizes were capped at twenty students, extended learning was offered for all third, fourth, and fifth graders in the fall and spring, and computer labs were open on Saturdays from February to May. The school days returned to the 180 day school year for students so the extended learning time and after school programs, in partnership with United Way, were an added asset to provide extra learning time with certified teachers. Family nights each month were focused on reading, writing, Common Core Standards, test taking skills, technology, math, and community services. Attendance numbers ranged from sixty-five to over two hundred. In addition, three musical programs for grades two, three, and four along with two whole school presentations brought excitement and allowed students to share their talents in word and song. Fifth graders performed for Heritage Days at Penn Center and at the Gullah Festival. Community volunteers came from several organizations to tutor, mentor, and assist teachers. Ladies and Gentlemen Clubs were implemented to promote strong citizenship skills. Together, all strived to keep the circle unbroken. Reading and math MAP scores continued to show individual student progress and to serve as a guide in planning instruction. Parents committed to extending reading time at home and to practice math facts each night. Collaboration with Head Start began with the Pre-K teachers to help prepare students for school. Five reading teachers worked with children each day, planning with the reading coach and homeroom teachers. A full time math interventionist provided small, skill focused groups. Effective teaching strategies continued to be emphasized through SC TAP under the leadership of the TAP Leadership Team and progress monitoring was held weekly with teachers, coaches, and administration. The circle continues to be strengthened with home and school to seek achievement for all. Science, Technology, Engineering, Mathematics (STEM) with the arts continued to be the unit focus for our second through fifth graders. Field studies and trips enhanced this learning. Fifth graders spent a day at The Citadel with professors and students from the math, science, and engineering departments. STEM teaches critical thinking and problem solving in cooperative group settings with hands on experiences. This helps provide our students with the skills needed to envision their dreams for the future. This year Spanish was implemented for third, fourth, and fifth graders. Together we can continue to make the difference in the lives of our children, one step at a time, keeping the Circle Unbroken. Kay Keeler, Principal and Faye Alston, SIC Chairperson

Comprehensive detail, including definitions of ratings, performance criteria, and explanations of status, is available on [www.ed.sc.gov](http://www.ed.sc.gov) and [www.eoc.sc.gov](http://www.eoc.sc.gov) as well as school and school district websites.

Printed versions are available from school districts upon request.

### Abbreviations Key

N/A Not Applicable N/AV Not Available N/C Not Collected N/R Not Reported I/S Insufficient Sample TBD To be determined  
 NI Newly Identified CSI Continuing School Improvement CA Corrective Action RP Plan to Restructure R Restructure DELAY School Improvement Status HOLD School Improvement Status