



SC Annual School Report Card Summary

Michael C. Riley Elementary and Early Childhood Center
 Beaufort County
 Grades: PK-5 Enrollment: 696
 Principal: Adrienne D. Sutton
 Superintendent: Dr. Jackie Rosswurm
 Board Chair: Bill Evans

PERFORMANCE

Comprehensive detail, including definitions of ratings, performance criteria, and explanations of status, is available on www.ed.sc.gov and www.eoc.sc.gov as well as school and school district websites. Printed versions are available from school districts upon request.

YEAR	ABSOLUTE RATING	GROWTH RATING	PALMETTO GOLD AND SILVER AWARD		ESEA/FEDERAL ACCOUNTABILITY RATING SYSTEM	
			General Performance	Closing the Gap	ESEA Grade	Accountability Indicator
2013	Good	Average	TBD	TBD	B	N/A
2012	Good	Good	Silver	N/A	B	N/A
2011	Good	Excellent	Gold	Silver	Not Met	N/A

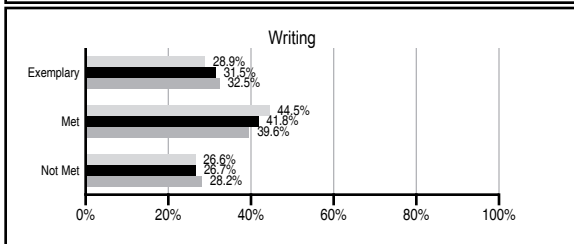
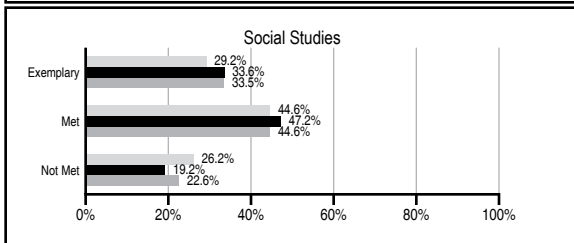
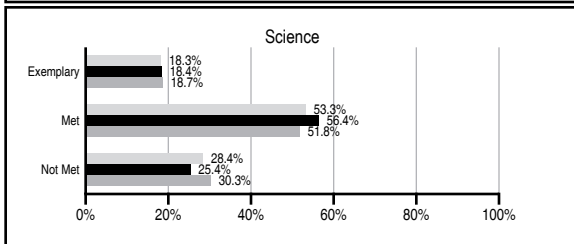
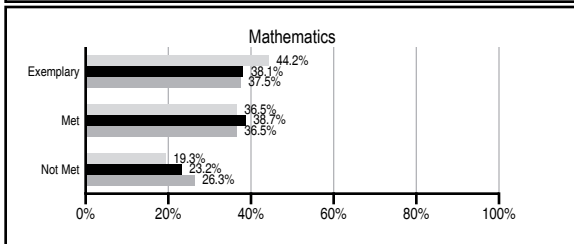
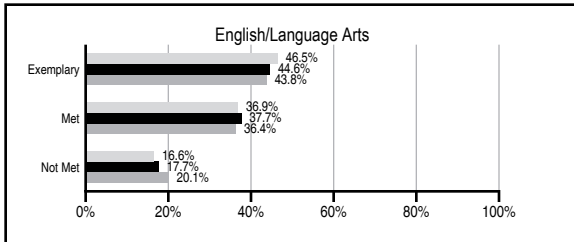
ABSOLUTE RATINGS OF ELEMENTARY SCHOOLS WITH STUDENTS LIKE OURS*

EXCELLENT	GOOD	AVERAGE	BELOW AVERAGE	AT-RISK
21	46	48	0	0

* Ratings are calculated with data available by 11/07/2013. Schools with Students Like Ours are Elementary Schools with Poverty Indices of no more than 5% above or below the index for this school.

PASS PERFORMANCE

Our School
 Elementary Schools with Students Like Ours
 Elementary schools statewide



NAEP PERFORMANCE*

* Performance reported for SC and nation, data not available at school level. Percentages at NAEP Achievement Levels.



SC PERFORMANCE VISION

By 2020 all students will graduate with the knowledge and skills necessary to compete successfully in the global economy, participate in a democratic society and contribute positively as members of families and communities.

Abbreviations Key

N/A Not Applicable N/AV Not Available N/C Not Collected N/R Not Reported I/S Insufficient Sample TBD To be determined

Michael C. Riley Elementary and Early Childhood Center [Beaufort County]

SCHOOL PROFILE

	Our School	Change from Last Year	Elementary Schools with Students Like Ours	Median Elementary School
Students (n=696)				
Retention rate	0.6%	Down from 1.0%	1.3%	0.9%
Attendance rate	96.5%	Down from 96.9%	96.2%	96.3%
Served by gifted and talented program	11.8%	N/A	7.9%	7.2%
With disabilities	14.1%	N/A	13.6%	12.4%
Older than usual for grade	1.9%	N/A	2.3%	1.9%
Out-of-school suspensions or expulsions for violent and/or criminal offenses	0.0%	No Change	0.0%	0.0%
Teachers (n=60)				
Teachers with advanced degrees	58.3%	Down from 61.3%	62.5%	62.5%
Continuing contract teachers	80.0%	Up from 75.8%	85.7%	83.3%
Teachers returning from previous year	88.0%	Down from 88.5%	89.1%	88.3%
Teacher attendance rate	93.8%	Up from 93.2%	94.9%	95.0%
Average teacher salary*	\$48,696	Up 1.1%	\$48,740	\$48,193
Classes not taught by highly qualified teachers	0.0%	Down from 2.8%	0.0%	0.0%
Professional development days/teacher	11.2 days	Down from 12.5 days	11.1 days	11.0 days
School				
Principal's years at school	3.0	Up from 2.0	5.0	4.0
Student-teacher ratio in core subjects	19.0 to 1	Down from 20.4 to 1	20.2 to 1	20.1 to 1
Prime instructional time	87.2%	Down from 87.7%	89.8%	90.0%
Opportunities in the arts	Excellent	No Change	Good	Good
SACS accreditation	No	No Change	Yes	Yes
Parents attending conferences	100.0%	No Change	100.0%	100.0%
Character development program	Excellent	No Change	Excellent	Excellent
Dollars spent per pupil**	\$8,446	Up 1.3%	\$7,097	\$7,364
Percent of expenditures for instruction**	72.0%	Up from 71.8%	67.0%	68.0%
Percent of expenditures for teacher salaries**	70.0%	Up from 69.3%	65.0%	66.0%
ESEA composite index score	88.1	Up from 87.3	88.4	88.0

* Length of contract = 185+ days.

** Prior year audited financial data available.

EVALUATION RESULTS

	Teachers	Students*	Parents*
Number of surveys returned	56	108	52
Percent satisfied with learning environment	83.9%	90.7%	82.7%
Percent satisfied with social and physical environment	96.5%	90.7%	92.8%
Percent satisfied with school-home relations	89.3%	90.7%	87.1%

*Only students at the highest elementary school grade level at this school and their parents were included.

REPORT OF PRINCIPAL AND SCHOOL IMPROVEMENT COUNCIL

The purpose of this narrative is to communicate Michael C. Riley Elementary and Early Childhood Center's progress towards excellence! We believe that it is our shared responsibility to establish instructional goals, monitor their progress, and develop long term academic, social emotional and career goals that prepare your students for the future. In review of our school and district data to state and national goals, we have established targets for academic growth, staff development, and parent education. Our school consistently scores among the Palmetto Gold and Silver winners, demonstrating high levels of academic achievement and growth within socio economic sub groups. The chart below highlights our progress:

Year Absolute Rating Growth Award Category
 2007-2008 Average Good Silver
 2008-2009 Good Good Silver
 2009-2010 Good Excellent Silver
 2010-2011 Good Excellent Gold
 2011-2012 Good Good Silver

Ratings from 2011- 2012 school year reflect a requirement for heightened levels of performance; our school was one of only eight schools in Beaufort County School District earning a Palmetto Silver or Gold.

Where do we go from here? As the implementation of Common Core has become a reality we seek to prepare our students and parents. Our school has increased its focus on literacy in nonfiction text. Our curriculum standards have been articulated and reviewed for alignment and integration across content areas. The focus of assessments will continue to be on the "How" and "Why" of developing an appropriate response. For students in third, fourth and fifth grade we have introduced S.T.E.M., Science Technology, Engineering and Math as a supplement to our science program. Student involvement and teacher professional development in the areas of science and technology has allowed us to build a foundation with our students in areas of study that will lead to preparation in the fields of technology, math, engineering and science. We believe all students need to have exposure, instruction, and demonstrate proficiency in these 21st century career target areas. For our youngest students this means a focus on Inquiry Based Learning. During our second year of PBIS M.C. Riley students continue to conduct themselves as proud Eagles by showing respect for others, acting responsibly, go safely, learn, and encourage. Flight school and celebrations help students monitor their success in meeting behavioral expectations. Our faculty has participated in a book study; The Leader In Me by Stephen Covey. We believe by building leadership skills students will chose, express and support positive behaviors. This is an area for parent education you will hear more about.

As a Title One school we have been able to support the needs of all students through increased literacy support, an extended day instructional program, full day prekindergarten, smaller class size, ongoing staff development, nurse care at both the Early Childhood Center and main building, a bilingual liaison and parent education programs.

We appreciate parents' enthusiasm while attending school sponsored programs such as Kids Club, Health Fair, Arts Festival, International Festival, Orientation, parent conferences, and Science Fair.

Adrienne Sutton

Principal

Dana Rowe SIC Co-Chair
 Jennifer Banks SIC Co-Chair
 M.C. Riley Elementary and Early Childhood Center

Comprehensive detail, including definitions of ratings, performance criteria, and explanations of status, is available on www.ed.sc.gov and www.eoc.sc.gov as well as school and school district websites.

Printed versions are available from school districts upon request.

Abbreviations Key

N/A Not Applicable N/AV Not Available N/C Not Collected N/R Not Reported I/S Insufficient Sample TBD To be determined

NI Newly Identified CSI Continuing School Improvement CA Corrective Action RP Plan to Restructure R Restructure DELAY School Improvement Status HOLD School Improvement Status