



SC Annual School Report Card Summary

Mossy Oaks Elementary School
 Beaufort County
 Grades: PK-5 Enrollment: 411
 Principal: Donald A. Gruel
 Superintendent: Dr. Jackie Rosswurm
 Board Chair: Bill Evans

PERFORMANCE

Comprehensive detail, including definitions of ratings, performance criteria, and explanations of status, is available on www.ed.sc.gov and www.eoc.sc.gov as well as school and school district websites. Printed versions are available from school districts upon request.

YEAR	ABSOLUTE RATING	GROWTH RATING	PALMETTO GOLD AND SILVER AWARD		ESEA/FEDERAL ACCOUNTABILITY RATING SYSTEM	
			General Performance	Closing the Gap	ESEA Grade	Accountability Indicator
2013	Average	Average	TBD	TBD	A	Reward
2012	Good	Good	Silver	N/A	A	N/A
2011	Good	Good	Silver	N/A	Not Met	N/A

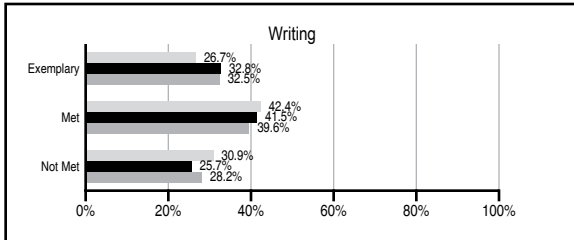
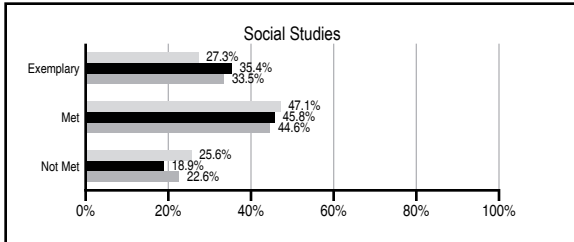
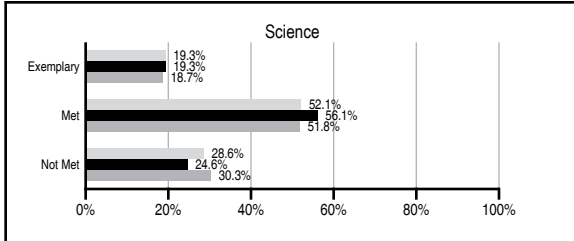
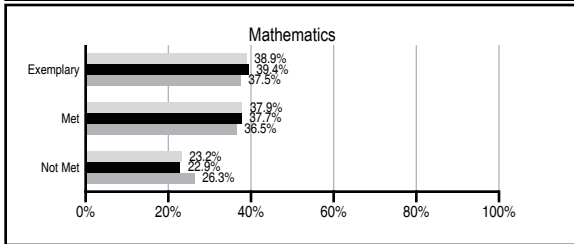
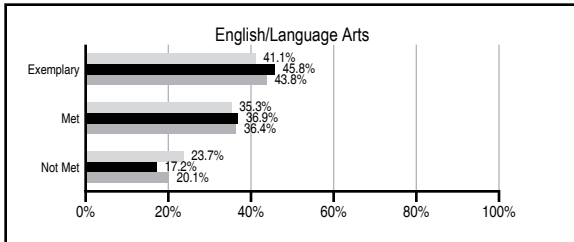
ABSOLUTE RATINGS OF ELEMENTARY SCHOOLS WITH STUDENTS LIKE OURS*

EXCELLENT	GOOD	AVERAGE	BELOW AVERAGE	AT-RISK
29	43	43	0	0

* Ratings are calculated with data available by 11/07/2013. Schools with Students Like Ours are Elementary Schools with Poverty Indices of no more than 5% above or below the index for this school.

PASS PERFORMANCE

Our School
 Elementary Schools with Students Like Ours
 Elementary schools statewide



NAEP PERFORMANCE*

* Performance reported for SC and nation, data not available at school level. Percentages at NAEP Achievement Levels.



SC PERFORMANCE VISION

By 2020 all students will graduate with the knowledge and skills necessary to compete successfully in the global economy, participate in a democratic society and contribute positively as members of families and communities.

Abbreviations Key

N/A Not Applicable N/AV Not Available N/C Not Collected N/R Not Reported I/S Insufficient Sample TBD To be determined

Mossy Oaks Elementary School [Beaufort County]

SCHOOL PROFILE

	Our School	Change from Last Year	Elementary Schools with Students Like Ours	Median Elementary School
Students (n=411)				
Retention rate	0.7%	Down from 1.1%	1.2%	0.9%
Attendance rate	96.6%	Down from 97.2%	96.2%	96.3%
Served by gifted and talented program	8.5%	N/A	8.7%	7.2%
With disabilities	11.7%	N/A	13.6%	12.4%
Older than usual for grade	1.6%	N/A	2.3%	1.9%
Out-of-school suspensions or expulsions for violent and/or criminal offenses	0.0%	No Change	0.0%	0.0%
Teachers (n=33)				
Teachers with advanced degrees	75.8%	Up from 67.6%	62.4%	62.5%
Continuing contract teachers	84.8%	Down from 91.2%	85.9%	83.3%
Teachers returning from previous year	88.5%	Down from 89.8%	89.2%	88.3%
Teacher attendance rate	94.2%	Up from 93.2%	95.0%	95.0%
Average teacher salary*	\$55,427	Up 5.2%	\$48,530	\$48,193
Classes not taught by highly qualified teachers	0.0%	No Change	0.0%	0.0%
Professional development days/teacher	13.0 days	Down from 15.8 days	11.1 days	11.0 days
School				
Principal's years at school	12.0	Up from 11.0	4.0	4.0
Student-teacher ratio in core subjects	19.3 to 1	Up from 18.2 to 1	20.4 to 1	20.1 to 1
Prime instructional time	88.9%	Up from 88.3%	90.0%	90.0%
Opportunities in the arts	Poor	Down from Good	Good	Good
SACS accreditation	Yes	No Change	Yes	Yes
Parents attending conferences	100.0%	No Change	100.0%	100.0%
Character development program	Excellent	Up from Good	Excellent	Excellent
Dollars spent per pupil**	\$8,838	Up 8.5%	\$7,006	\$7,364
Percent of expenditures for instruction**	67.0%	Down from 68.3%	68.0%	68.0%
Percent of expenditures for teacher salaries**	65.0%	Down from 65.3%	66.0%	66.0%
ESEA composite index score	90.2	Down from 90.4	88.4	88.0

* Length of contract = 185+ days.

** Prior year audited financial data available.

EVALUATION RESULTS

	Teachers	Students*	Parents*
Number of surveys returned	32	63	48
Percent satisfied with learning environment	96.9%	93.7%	93.8%
Percent satisfied with social and physical environment	100%	77.8%	93.6%
Percent satisfied with school-home relations	100%	95.3%	93.3%

*Only students at the highest elementary school grade level at this school and their parents were included.

REPORT OF PRINCIPAL AND SCHOOL IMPROVEMENT COUNCIL

The 2012-2013 school year was an exciting year for the Mossy Oaks Elementary School family. We were recognized for outstanding student academic performance as we received a silver award for general performance. We are not where we want to be in our performance on MAP (Measurement of Academic Performance), but we did see a high percentage of our students show growth. As we continued as a TAP school we were very pleased to receive a value added score of 5, which is the highest score you can receive. Through our Title I budget we were able to implement an after school program to serve students in grades 1-5. We were also able to hire a part-time computer lab facilitator to work in our newly installed laptop lab. In addition to promoting academic success our students had opportunities to participate in our Encouragers' Club, our Mighty Oak Singers, and a variety of Friday clubs. Our partnership with "Kid's Hope USA" continued with students meeting weekly with their mentors. We continued to implement our PBIS program with a goal of all our students becoming caring, responsible, and trustworthy citizens. We raised in excess of \$7,000 for several organizations including The United Way, American Cancer Society, American Heart Association, and St. Jude's Children's Hospital. Efforts such as these continue our emphasis on character as we are moving forward in our quest to build a responsible citizen who will go out each day and make the right choices. Mossy Oaks Elementary continues to benefit from a strong base of parental and community support. Our PTO sponsored many school and family activities throughout the year including activities such as Candy Cane Lane, Shag Night, and our Chili Cook-off. They were also a major sponsor of our annual Field Day. They are always willing to provide needed assistance to our students, staff, and parents. Through the efforts of our PTO and School Management Team we continue to provide opportunities for all to become involved in providing a school environment that will help our students to be successful. During the 2012-2013 year we continued in our mission to promote academic growth and character development that will provide a safe environment where every member is in the right place, at the right time, doing the right thing preparing children for their unique roles in the world. Our students know that each day they can make it a great day or not, the choice is theirs.

Donald Gruel, Principal Missy Buskirk, SIC Chair

Comprehensive detail, including definitions of ratings, performance criteria, and explanations of status, is available on www.ed.sc.gov and www.eoc.sc.gov as well as school and school district websites.

Printed versions are available from school districts upon request.

Abbreviations Key

N/A Not Applicable N/AV Not Available N/C Not Collected N/R Not Reported I/S Insufficient Sample TBD To be determined

NI Newly Identified CSI Continuing School Improvement CA Corrective Action RP Plan to Restructure R Restructure DELAY School Improvement Status HOLD School Improvement Status