



# SC Annual School Report Card Summary

Lady's Island Elementary School  
 Beaufort County  
 Grades: PK-4 Enrollment: 283  
 Principal: Marvelle Ulmer  
 Superintendent: Dr. Jackie Rosswurm  
 Board Chair: Bill Evans

## PERFORMANCE

Comprehensive detail, including definitions of ratings, performance criteria, and explanations of status, is available on [www.ed.sc.gov](http://www.ed.sc.gov) and [www.eoc.sc.gov](http://www.eoc.sc.gov) as well as school and school district websites. Printed versions are available from school districts upon request.

YEAR	ABSOLUTE RATING	GROWTH RATING	PALMETTO GOLD AND SILVER AWARD		ESEA/FEDERAL ACCOUNTABILITY RATING SYSTEM	
			General Performance	Closing the Gap	ESEA Grade	Accountability Indicator
2013	Average	Good	TBD	TBD	B	N/A
2012	Good	Excellent	Gold	Gold	A	N/A
2011	Average	Average	Silver	N/A	Not Met	N/A

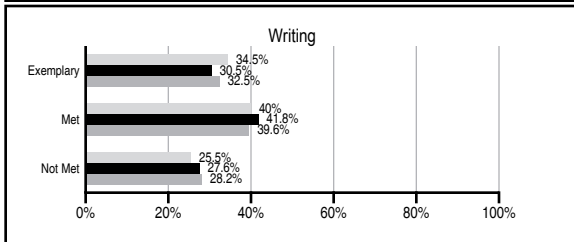
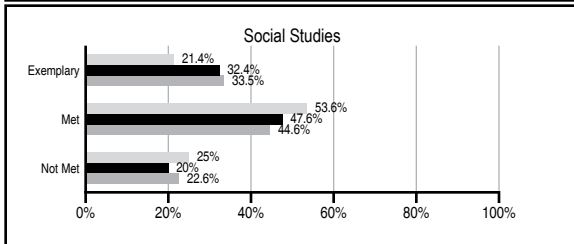
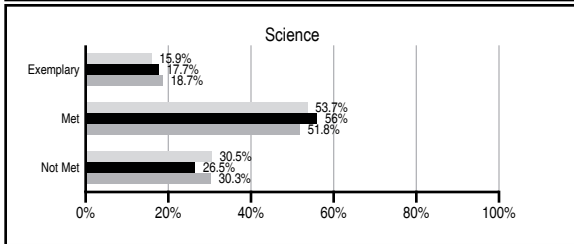
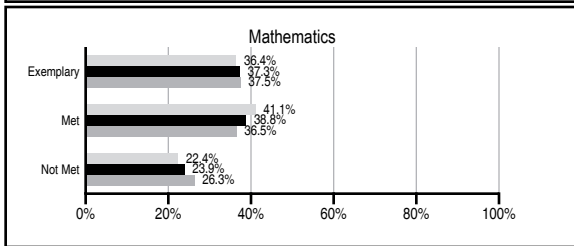
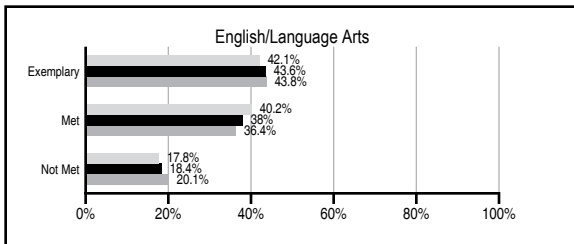
## ABSOLUTE RATINGS OF ELEMENTARY SCHOOLS WITH STUDENTS LIKE OURS\*

EXCELLENT	GOOD	AVERAGE	BELOW AVERAGE	AT-RISK
18	45	53	0	0

\* Ratings are calculated with data available by 11/07/2013. Schools with Students Like Ours are Elementary Schools with Poverty Indices of no more than 5% above or below the index for this school.

## PASS PERFORMANCE

Our School
  Elementary Schools with Students Like Ours
  Elementary schools statewide



## NAEP PERFORMANCE\*

\* Performance reported for SC and nation, data not available at school level. Percentages at NAEP Achievement Levels.



## SC PERFORMANCE VISION

*By 2020 all students will graduate with the knowledge and skills necessary to compete successfully in the global economy, participate in a democratic society and contribute positively as members of families and communities.*

### Abbreviations Key

N/A Not Applicable N/AV Not Available N/C Not Collected N/R Not Reported I/S Insufficient Sample TBD To be determined

# Lady's Island Elementary School [Beaufort County]

## SCHOOL PROFILE

	Our School	Change from Last Year	Elementary Schools with Students Like Ours	Median Elementary School
<b>Students (n=283)</b>				
Retention rate	0.7%	No Change	1.2%	0.9%
Attendance rate	96.5%	Down from 96.8%	96.2%	96.3%
Served by gifted and talented program	11.2%	N/A	7.7%	7.2%
With disabilities	13.2%	N/A	13.8%	12.4%
Older than usual for grade	0.7%	N/A	2.3%	1.9%
Out-of-school suspensions or expulsions for violent and/or criminal offenses	0.0%	No Change	0.0%	0.0%
<b>Teachers (n=24)</b>				
Teachers with advanced degrees	75.0%	Down from 78.6%	61.5%	62.5%
Continuing contract teachers	87.5%	Up from 82.1%	85.7%	83.3%
Teachers returning from previous year	82.6%	Up from 81.1%	89.3%	88.3%
Teacher attendance rate	93.3%	Down from 96.0%	94.7%	95.0%
Average teacher salary*	\$52,989	Up 4.3%	\$48,768	\$48,193
Classes not taught by highly qualified teachers	0.0%	No Change	0.0%	0.0%
Professional development days/teacher	12.5 days	Up from 10.8 days	11.0 days	11.0 days
<b>School</b>				
Principal's years at school	3.0	Up from 2.0	5.0	4.0
Student-teacher ratio in core subjects	20.1 to 1	Up from 17.5 to 1	20.1 to 1	20.1 to 1
Prime instructional time	88.0%	Down from 91.6%	89.7%	90.0%
Opportunities in the arts	Excellent	No Change	Good	Good
SACS accreditation	Yes	No Change	Yes	Yes
Parents attending conferences	100.0%	No Change	100.0%	100.0%
Character development program	Excellent	No Change	Excellent	Excellent
Dollars spent per pupil**	\$11,258	Up 9.9%	\$7,238	\$7,364
Percent of expenditures for instruction**	64.0%	Down from 67.8%	68.0%	68.0%
Percent of expenditures for teacher salaries**	62.0%	Down from 64.4%	66.0%	66.0%
ESEA composite index score	87.2	Down from 99.3	88.2	88.0

\* Length of contract = 185+ days.

\*\* Prior year audited financial data available.

## EVALUATION RESULTS

	Teachers	Students*	Parents*
Number of surveys returned	16	55	14
Percent satisfied with learning environment	62.5%	83.7%	92.9%
Percent satisfied with social and physical environment	88.3%	87.3%	92.3%
Percent satisfied with school-home relations	81.3%	89.1%	92.9%

\*Only students at the highest elementary school grade level at this school and their parents were included.

## REPORT OF PRINCIPAL AND SCHOOL IMPROVEMENT COUNCIL

Lady's Island Elementary is located in Beaufort, South Carolina. It is nestled in a remote corner of Lady's Island bordered by the marshes of Chowan Creek and Distant Island. An Arts in Curriculum school of choice, Lady's Island Elementary's commitment lies in academic excellence through the integration of the arts. This year, Lady's Island Elementary received a double gold award for earning an "Excellent" Absolute rating and an "Excellent" Improvement rating. These academic results are attributed to a continued focus on state curriculum and common core standards and effective teaching strategies that are embedded in a rigorous implementation of the district's balanced literacy model and the Everyday Math Program. Professional development was a priority through our year two implementation of the Teacher Advancement Program. In addition to the traditional subjects of physical education, art and music, Lady's Island also boasts outstanding drama, dance, show choir, guitar, drumming, visual arts and strings programs. We are the proud recipients of the Arts in Basic Curriculum and the Distinguished Art Program grant. As a result, our school recruited two artists-in residence to focus on dance integration with academic standards. Members of our staff visited other ABC school sites located around the state of South Carolina to collaborate with other educators in this network. We hosted the first annual LIES Art Walk in June to tour local art galleries in downtown Beaufort for all interested 3rd and 4th graders and their families. Our students also participated in a county-wide Project called River of Words to combine poetry and science with the arts.

Many other achievements were marked this school year at Lady's Island Elementary, among them one of our very own 3rd grade students was selected for the state elementary honors choir and the 25th anniversary celebration for Arts in Basic Curriculum in March. Our sports stacking team also brought home many new national and school records from this year's state and national competition in Baltimore. Our students and staff continue to give back to our community in many ways. This year our dance, theatre and show choir groups performed for local businesses, including assisted living facilities during the holiday season. We also entertained local patrons during Beaufort's Night on the Town event and displayed many of our students' framed art in local medical offices. Collections for Angel Tree, coats, canned goods and Thanksgiving dinners were other ways in which we supported those in need. We enjoyed honoring our local military and armed forces through a Heroes Luncheon and Patriotic Assembly in the fall, as well as hosting a military "lunch bunch" each week for students having family members currently serving overseas.

Comprehensive detail, including definitions of ratings, performance criteria, and explanations of status, is available on [www.ed.sc.gov](http://www.ed.sc.gov) and [www.eoc.sc.gov](http://www.eoc.sc.gov) as well as school and school district websites.

Printed versions are available from school districts upon request.

### Abbreviations Key

N/A Not Applicable N/AV Not Available N/C Not Collected N/R Not Reported I/S Insufficient Sample TBD To be determined  
 NI Newly Identified CSI Continuing School Improvement CA Corrective Action RP Plan to Restructure R Restructure DELAY School Improvement Status HOLD School Improvement Status