



SC Annual School Report Card Summary

Kelly Edwards Elementary
 Barnwell 29
 Grades: PK-5 Enrollment: 399
 Principal: Nakeisha Baxley
 Superintendent: Dr. Tom Siler
 Board Chair: Scotty Richardson

PERFORMANCE

Comprehensive detail, including definitions of ratings, performance criteria, and explanations of status, is available on www.ed.sc.gov and www.eoc.sc.gov as well as school and school district websites. Printed versions are available from school districts upon request.

YEAR	ABSOLUTE RATING	GROWTH RATING	PALMETTO GOLD AND SILVER AWARD		ESEA/FEDERAL ACCOUNTABILITY RATING SYSTEM	
			General Performance	Closing the Gap	ESEA Grade	Accountability Indicator
2013	Average	Average	TBD	TBD	C	N/A
2012	Average	Average	N/A	N/A	A	Reward
2011	Average	Average	Silver	N/A	Met	N/A

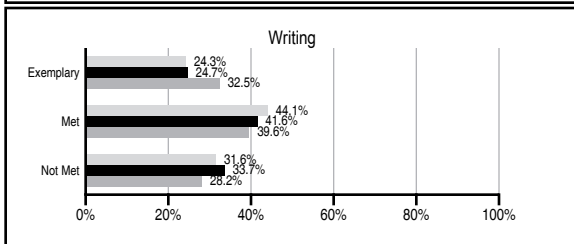
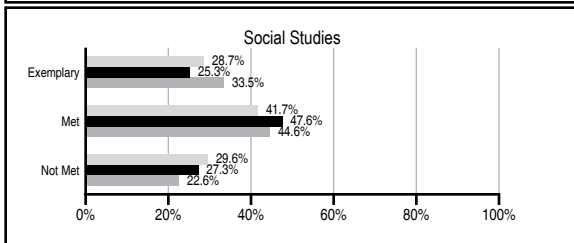
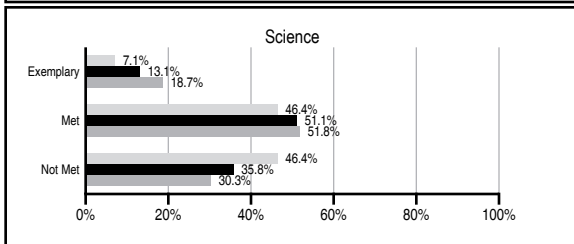
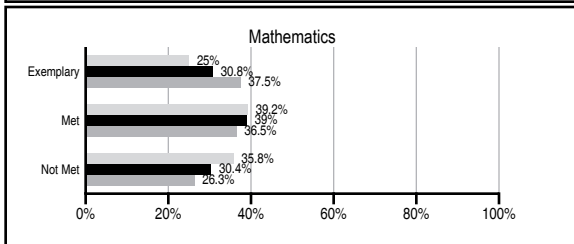
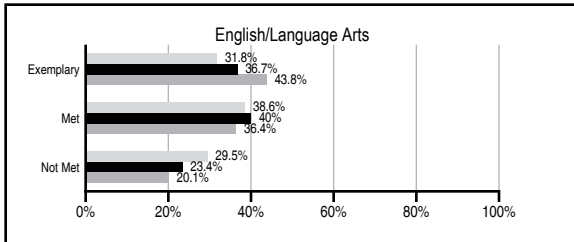
ABSOLUTE RATINGS OF ELEMENTARY SCHOOLS WITH STUDENTS LIKE OURS*

EXCELLENT	GOOD	AVERAGE	BELOW AVERAGE	AT-RISK
10	21	95	10	1

* Ratings are calculated with data available by 11/07/2013. Schools with Students Like Ours are Elementary Schools with Poverty Indices of no more than 5% above or below the index for this school.

PASS PERFORMANCE

Our School
 Elementary Schools with Students Like Ours
 Elementary schools statewide



NAEP PERFORMANCE*

* Performance reported for SC and nation, data not available at school level. Percentages at NAEP Achievement Levels.



SC PERFORMANCE VISION

By 2020 all students will graduate with the knowledge and skills necessary to compete successfully in the global economy, participate in a democratic society and contribute positively as members of families and communities.

Abbreviations Key

N/A Not Applicable N/AV Not Available N/C Not Collected N/R Not Reported I/S Insufficient Sample TBD To be determined

Kelly Edwards Elementary [Barnwell 29]

SCHOOL PROFILE

	Our School	Change from Last Year	Elementary Schools with Students Like Ours	Median Elementary School
Students (n=399)				
Retention rate	2.5%	Up from 1.6%	1.2%	0.9%
Attendance rate	95.6%	Down from 96.1%	96.0%	96.3%
Served by gifted and talented program	6.1%	N/A	5.0%	7.2%
With disabilities	13.8%	N/A	14.1%	12.4%
Older than usual for grade	3.3%	N/A	2.6%	1.9%
Out-of-school suspensions or expulsions for violent and/or criminal offenses	0.0%	No Change	0.0%	0.0%
Teachers (n=28)				
Teachers with advanced degrees	57.1%	No Change	61.3%	62.5%
Continuing contract teachers	67.9%	Down from 96.4%	83.3%	83.3%
Teachers returning from previous year	91.1%	Up from 89.7%	87.9%	88.3%
Teacher attendance rate	94.2%	No Change	94.7%	95.0%
Average teacher salary*	\$45,046	Up 0.7%	\$47,320	\$48,193
Classes not taught by highly qualified teachers	0.0%	No Change	0.0%	0.0%
Professional development days/teacher	2.1 days	Down from 14.2 days	11.2 days	11.0 days
School				
Principal's years at school	1.0	Down from 9.0	4.0	4.0
Student-teacher ratio in core subjects	21.0 to 1	Up from 19.4 to 1	19.9 to 1	20.1 to 1
Prime instructional time	88.7%	Down from 89.3%	89.5%	90.0%
Opportunities in the arts	Excellent	No Change	Good	Good
SACS accreditation	No	No Change	Yes	Yes
Parents attending conferences	100.0%	No Change	100.0%	100.0%
Character development program	Average	Down from Good	Excellent	Excellent
Dollars spent per pupil**	\$7,081	Down 0.3%	\$7,441	\$7,364
Percent of expenditures for instruction**	70.0%	Up from 69.9%	68.0%	68.0%
Percent of expenditures for teacher salaries**	67.0%	Down from 67.4%	65.0%	66.0%
ESEA composite index score	74.2	Down from 93.5	83.0	88.0

* Length of contract = 185+ days.

** Prior year audited financial data available.

EVALUATION RESULTS

	Teachers	Students*	Parents*
Number of surveys returned	29	70	45
Percent satisfied with learning environment	93.1%	78.6%	86.7%
Percent satisfied with social and physical environment	96.6%	64.3%	78.7%
Percent satisfied with school-home relations	83.4%	67.6%	87.2%

*Only students at the highest elementary school grade level at this school and their parents were included.

REPORT OF PRINCIPAL AND SCHOOL IMPROVEMENT COUNCIL

Kelly Edwards Elementary is a student-centered school serving over 400 students. We are dedicated to providing a quality education by continually ensuring a safe and secure environment. Our school has an outstanding staff dedicated to helping all students grow and succeed. We have enjoyed continued support from our parents and the community. Our School Improvement Council is instrumental in our planning and ensuring improvements to provide such quality education.

Continued high student achievement, based upon providing a rigorous standards-based curriculum, is a trademark of our school. We continue to provide individualized student learning based on the need of each child by using Response to Intervention (RTI) in each class. The teachers and staff at Kelly Edwards Elementary work collaboratively to ensure consistency of learning across and within grade levels and content areas.

We also believe that community service is a huge part of making our students into productive citizens. These are avenues for our students to embrace good citizenship and compassion for others. Our students raised money for Jump Rope for Heart, Juvenile Diabetes, Ronald McDonald House, local food distribution centers, March of Dimes, Heifer International, and Relay for Life.

Innovative learning experiences are a part of every day life at Kelly Edwards. We continue to use various modes of technology within each classroom. We are completely wireless with a computer lab, iPads, mobile laptop cart, Smartboards, LCD projectors, Elmo cameras, Senteo Response Systems, all of which are used to enhance student learning.

We will endlessly have high expectations for every child that comes into our building and will make it our utmost goal that we continue to move them forward.

Nakeisha Baxley, Principal
Ferlecia Cuthbertson, School Improvement Council Chair

Comprehensive detail, including definitions of ratings, performance criteria, and explanations of status, is available on www.ed.sc.gov and www.eoc.sc.gov as well as school and school district websites.

Printed versions are available from school districts upon request.

Abbreviations Key

N/A Not Applicable N/AV Not Available N/C Not Collected N/R Not Reported I/S Insufficient Sample TBD To be determined
NI Newly Identified CSI Continuing School Improvement CA Corrective Action RP Plan to Restructure R Restructure DELAY School Improvement Status HOLD School Improvement Status