



SC Annual School Report Card Summary

Richard Carroll Elementary School
 Bamberg 1
 Grades: PK-6 Enrollment: 742
 Principal: Johnnie Smith, Jr.
 Superintendent: Phyllis K. Schwarting
 Board Chair: Rita M. Sease

PERFORMANCE

Comprehensive detail, including definitions of ratings, performance criteria, and explanations of status, is available on www.ed.sc.gov and www.eoc.sc.gov as well as school and school district websites. Printed versions are available from school districts upon request.

YEAR	ABSOLUTE RATING	GROWTH RATING	PALMETTO GOLD AND SILVER AWARD		ESEA/FEDERAL ACCOUNTABILITY RATING SYSTEM	
			General Performance	Closing the Gap	ESEA Grade	Accountability Indicator
2013	Average	Average	TBD	TBD	B	N/A
2012	N/A	N/A	N/A	N/A	N/A	N/A
2011	N/A	N/A	N/A	N/A	N/A	N/A

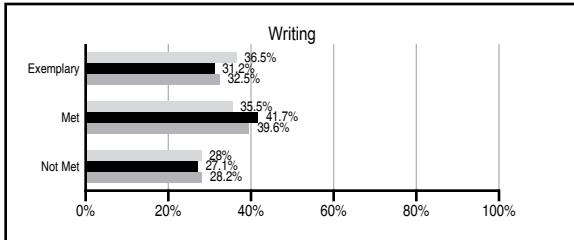
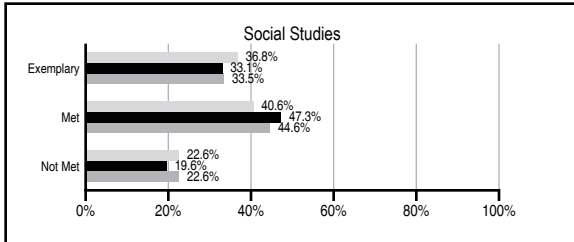
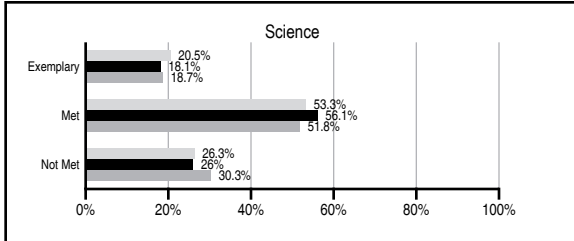
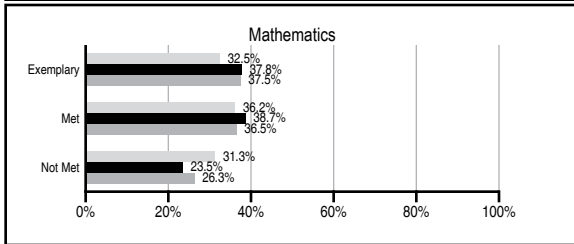
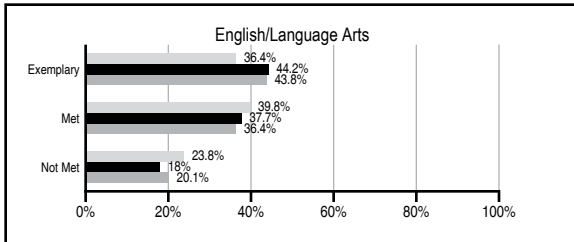
ABSOLUTE RATINGS OF ELEMENTARY SCHOOLS WITH STUDENTS LIKE OURS*

EXCELLENT	GOOD	AVERAGE	BELOW AVERAGE	AT-RISK
21	48	51	0	0

* Ratings are calculated with data available by 11/07/2013. Schools with Students Like Ours are Elementary Schools with Poverty Indices of no more than 5% above or below the index for this school.

PASS PERFORMANCE

Our School
 Elementary Schools with Students Like Ours
 Elementary schools statewide



NAEP PERFORMANCE*

* Performance reported for SC and nation, data not available at school level. Percentages at NAEP Achievement Levels.



SC PERFORMANCE VISION

By 2020 all students will graduate with the knowledge and skills necessary to compete successfully in the global economy, participate in a democratic society and contribute positively as members of families and communities.

Abbreviations Key

N/A Not Applicable N/AV Not Available N/C Not Collected N/R Not Reported I/S Insufficient Sample TBD To be determined

Richard Carroll Elementary School [Bamberg 1]

SCHOOL PROFILE

REPORT OF PRINCIPAL AND SCHOOL IMPROVEMENT COUNCIL

	Our School	Change from Last Year	Elementary Schools with Students Like Ours	Median Elementary School
Students (n=742)				
Retention rate	0.0%	N/A	1.2%	0.9%
Attendance rate	94.9%	N/A	96.2%	96.3%
Served by gifted and talented program	6.8%	N/A	7.8%	7.2%
With disabilities	14.8%	N/A	13.7%	12.4%
Older than usual for grade	2.9%	N/A	2.3%	1.9%
Out-of-school suspensions or expulsions for violent and/or criminal offenses	0.1%	N/R	0.0%	0.0%
Teachers (n=43)				
Teachers with advanced degrees	67.4%	N/A	61.9%	62.5%
Continuing contract teachers	90.7%	N/A	85.7%	83.3%
Teachers returning from previous year	N/A	N/A	89.3%	88.3%
Teacher attendance rate	94.1%	N/R	94.8%	95.0%
Average teacher salary*	\$45,237	I/S	\$48,785	\$48,193
Classes not taught by highly qualified teachers	3.2%	N/A	0.0%	0.0%
Professional development days/teacher	10.8 days	N/R	11.1 days	11.0 days
School				
Principal's years at school	16.0	N/R	5.0	4.0
Student-teacher ratio in core subjects	19.0 to 1	N/R	20.1 to 1	20.1 to 1
Prime instructional time	88.0%	N/R	89.8%	90.0%
Opportunities in the arts	Good	N/R	Good	Good
SACS accreditation	No	N/R	Yes	Yes
Parents attending conferences	94.9%	N/R	100.0%	100.0%
Character development program	Good	N/R	Excellent	Excellent
Dollars spent per pupil**	N/A	N/A	\$7,201	\$7,364
Percent of expenditures for instruction**	N/A	N/A	68.0%	68.0%
Percent of expenditures for teacher salaries**	N/A	N/A	65.0%	66.0%
ESEA composite index score	80.3	N/A	88.5	88.0

* Length of contract = 185+ days.

** Prior year audited financial data available.

EVALUATION RESULTS

	Teachers	Students*	Parents*
Number of surveys returned	46	109	52
Percent satisfied with learning environment	80.4%	78.9%	90.4%
Percent satisfied with social and physical environment	91.1%	73.2%	86.3%
Percent satisfied with school-home relations	82.6%	84.4%	84.3%

*Only students at the highest elementary school grade level at this school and their parents were included.

Comprehensive detail, including definitions of ratings, performance criteria, and explanations of status, is available on www.ed.sc.gov and www.eoc.sc.gov as well as school and school district websites.

Printed versions are available from school districts upon request.

Abbreviations Key

N/A Not Applicable N/AV Not Available N/C Not Collected N/R Not Reported I/S Insufficient Sample TBD To be determined
 NI Newly Identified CSI Continuing School Improvement CA Corrective Action RP Plan to Restructure R Restructure DELAY School Improvement Status HOLD School Improvement Status