



# SC Annual School Report Card Summary

North Pointe Elementary  
 Anderson 5  
 Grades: K-5 Enrollment: 325  
 Principal: Kelly P. Elrod  
 Superintendent: Betty Bagley  
 Board Chair: Rick Bradshaw

## PERFORMANCE

Comprehensive detail, including definitions of ratings, performance criteria, and explanations of status, is available on [www.ed.sc.gov](http://www.ed.sc.gov) and [www.eoc.sc.gov](http://www.eoc.sc.gov) as well as school and school district websites. Printed versions are available from school districts upon request.

YEAR	ABSOLUTE RATING	GROWTH RATING	PALMETTO GOLD AND SILVER AWARD		ESEA/FEDERAL ACCOUNTABILITY RATING SYSTEM	
			General Performance	Closing the Gap	ESEA Grade	Accountability Indicator
2013	Excellent	Below Average	TBD	TBD	A	N/A
2012	N/A	N/A	N/A	N/A	N/A	N/A
2011	N/A	N/A	N/A	N/A	N/A	N/A

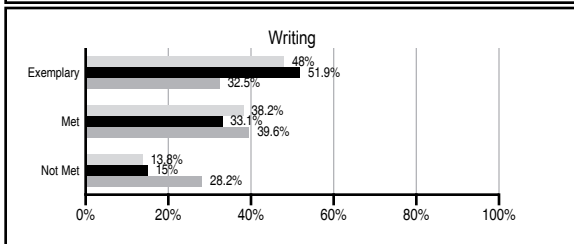
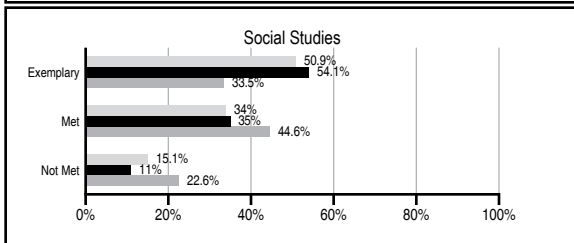
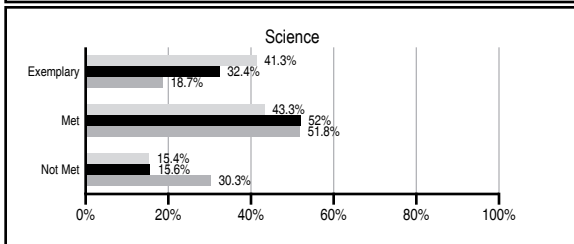
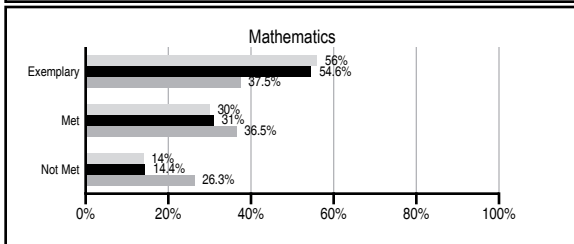
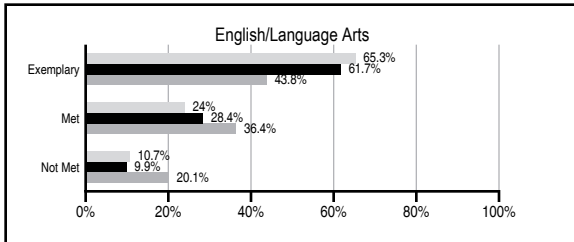
## ABSOLUTE RATINGS OF ELEMENTARY SCHOOLS WITH STUDENTS LIKE OURS\*

EXCELLENT	GOOD	AVERAGE	BELOW AVERAGE	AT-RISK
26	3	0	0	0

\* Ratings are calculated with data available by 11/07/2013. Schools with Students Like Ours are Elementary Schools with Poverty Indices of no more than 5% above or below the index for this school.

## PASS PERFORMANCE

Our School
  Elementary Schools with Students Like Ours
  Elementary schools statewide



## NAEP PERFORMANCE\*

\* Performance reported for SC and nation, data not available at school level. Percentages at NAEP Achievement Levels.



## SC PERFORMANCE VISION

*By 2020 all students will graduate with the knowledge and skills necessary to compete successfully in the global economy, participate in a democratic society and contribute positively as members of families and communities.*

### Abbreviations Key

N/A Not Applicable N/AV Not Available N/C Not Collected N/R Not Reported I/S Insufficient Sample TBD To be determined

# North Pointe Elementary [Anderson 5]

## SCHOOL PROFILE

	Our School	Change from Last Year	Elementary Schools with Students Like Ours	Median Elementary School
<b>Students (n=325)</b>				
Retention rate	0.0%	N/A	0.5%	0.9%
Attendance rate	96.1%	N/A	96.7%	96.3%
Served by gifted and talented program	13.2%	N/A	16.7%	7.2%
With disabilities	18.0%	N/A	9.3%	12.4%
Older than usual for grade	2.4%	N/A	1.3%	1.9%
Out-of-school suspensions or expulsions for violent and/or criminal offenses	0.0%	N/R	0.0%	0.0%
<b>Teachers (n=25)</b>				
Teachers with advanced degrees	48.0%	N/A	64.5%	62.5%
Continuing contract teachers	76.0%	N/A	84.6%	83.3%
Teachers returning from previous year	N/A	N/A	89.6%	88.3%
Teacher attendance rate	96.6%	N/R	95.0%	95.0%
Average teacher salary*	\$45,708	I/S	\$50,543	\$48,193
Classes not taught by highly qualified teachers	4.2%	N/A	0.0%	0.0%
Professional development days/teacher	6.5 days	N/R	10.8 days	11.0 days
<b>School</b>				
Principal's years at school	1.0	N/R	5.0	4.0
Student-teacher ratio in core subjects	16.9 to 1	N/R	21.1 to 1	20.1 to 1
Prime instructional time	92.3%	N/R	90.9%	90.0%
Opportunities in the arts	Good	N/R	Good	Good
SACS accreditation	Yes	N/R	Yes	Yes
Parents attending conferences	100.0%	N/R	100.0%	100.0%
Character development program	Good	N/R	Excellent	Excellent
Dollars spent per pupil**	N/A	N/A	\$7,010	\$7,364
Percent of expenditures for instruction**	N/A	N/A	69.0%	68.0%
Percent of expenditures for teacher salaries**	N/A	N/A	66.5%	66.0%
ESEA composite index score	99.0	N/A	96.7	88.0

\* Length of contract = 185+ days.

\*\* Prior year audited financial data available.

## EVALUATION RESULTS

	Teachers	Students*	Parents*
Number of surveys returned	22	44	35
Percent satisfied with learning environment	100%	97.7%	97.2%
Percent satisfied with social and physical environment	100%	100%	85.7%
Percent satisfied with school-home relations	100%	95.5%	88.6%

\*Only students at the highest elementary school grade level at this school and their parents were included.

## REPORT OF PRINCIPAL AND SCHOOL IMPROVEMENT COUNCIL

North Pointe Elementary is the culmination of a building program that has encompassed 18.8 million dollars out of a bond referendum throughout Anderson School District Five. We are located on highway 81N, approximately 3 miles from the city limits of Anderson, South Carolina. Built in 2012 and occupied on August 6th, North Pointe is a two-story facility with 134,038 square feet sitting on almost 37 acres. The school houses 41 classrooms, 12 small tutorial spaces, 5 labs ( 2 PC, 2 iMac labs, 1 science lab), a full size auditorium, gymnasium, cafeteria and a grand Learning Commons. The school opened its doors in August serving approximately 330 students primarily from two other schools within the district but also held open registration for "school choice" to any student who wished to apply.

Since this is the school's first year in operation, the School Improvement Council along with our PTO worked to gather information and establish a culture with rich traditions. We began our year with a school-wide picnic where we began getting to know each other. Along the way, we elected our first student government. The student body named our school mascot-we are the Panthers. And we held many family friendly activities such as "Milk and Cookies with Santa", Spring Fling and various movie nights. Our staff sponsored afterschool clubs that enriched the lives of our students. We offered a running club, volleyball club, art club and chorus. Plans are already underway through PTO and SIC to expand the offerings and allow a larger participation group this next year.

For posterity's sake, our student council researched and gathered items that exhibited their interest and artifacts that incorporated their "likes" of today to place in our time capsule. The school-wide ceremony took place on May 31st led by our student body president and our school superintendent. The plan is to open the time capsule when the current group of kindergarteners graduates from high school. The year will be 2025.

We administered our first PASS assessment this year. The faculty and staff pulled together to assist all students through morning and afternoon review sessions. We look forward to celebrating the successes our children will obtain and looking for ways to make improvements.

Kelly P. Elrod  
Principal

Comprehensive detail, including definitions of ratings, performance criteria, and explanations of status, is available on [www.ed.sc.gov](http://www.ed.sc.gov) and [www.eoc.sc.gov](http://www.eoc.sc.gov) as well as school and school district websites.

Printed versions are available from school districts upon request.

### Abbreviations Key

N/A Not Applicable N/AV Not Available N/C Not Collected N/R Not Reported I/S Insufficient Sample TBD To be determined

NI Newly Identified CSI Continuing School Improvement CA Corrective Action RP Plan to Restructure R Restructure DELAY School Improvement Status HOLD School Improvement Status