



SC Annual School Report Card Summary

McLees Academy of Leadership
 Anderson 5
 Grades: K-5 Enrollment: 634
 Principal: Janet Mills
 Superintendent: Betty Bagley
 Board Chair: Rick Bradshaw

PERFORMANCE

Comprehensive detail, including definitions of ratings, performance criteria, and explanations of status, is available on www.ed.sc.gov and www.eoc.sc.gov as well as school and school district websites. Printed versions are available from school districts upon request.

| YEAR | ABSOLUTE RATING | GROWTH RATING | PALMETTO GOLD AND SILVER AWARD | | ESEA/FEDERAL ACCOUNTABILITY RATING SYSTEM | |
|------|-----------------|---------------|--------------------------------|-----------------|---|--------------------------|
| | | | General Performance | Closing the Gap | ESEA Grade | Accountability Indicator |
| 2013 | Good | At-Risk | TBD | TBD | A | N/A |
| 2012 | Good | Average | N/A | N/A | A | N/A |
| 2011 | Good | Average | Silver | N/A | Not Met | N/A |

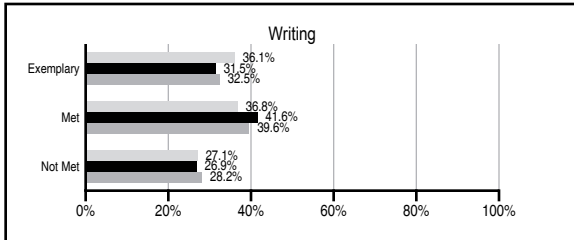
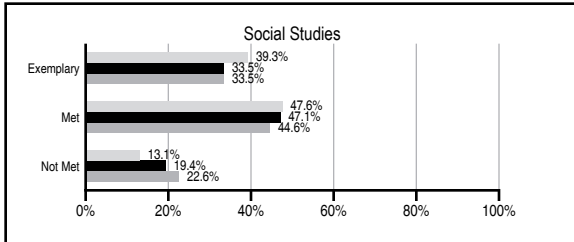
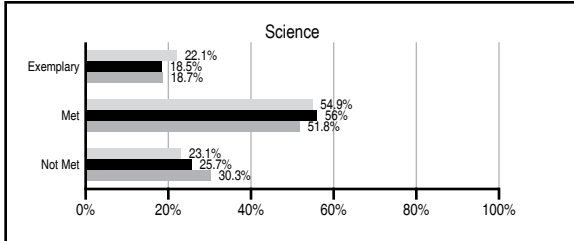
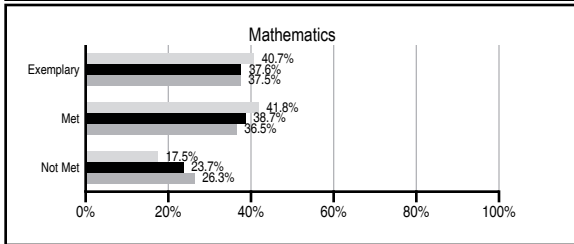
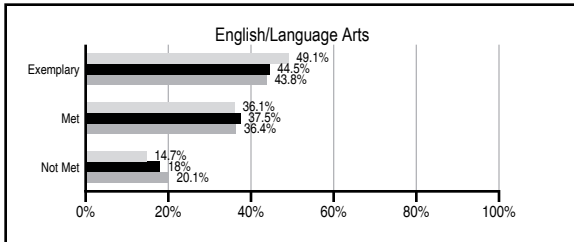
ABSOLUTE RATINGS OF ELEMENTARY SCHOOLS WITH STUDENTS LIKE OURS*

| EXCELLENT | GOOD | AVERAGE | BELOW AVERAGE | AT-RISK |
|-----------|------|---------|---------------|---------|
| 21 | 44 | 52 | 0 | 0 |

* Ratings are calculated with data available by 11/07/2013. Schools with Students Like Ours are Elementary Schools with Poverty Indices of no more than 5% above or below the index for this school.

PASS PERFORMANCE

Our School
 Elementary Schools with Students Like Ours
 Elementary schools statewide



NAEP PERFORMANCE*

* Performance reported for SC and nation, data not available at school level. Percentages at NAEP Achievement Levels.



SC PERFORMANCE VISION

By 2020 all students will graduate with the knowledge and skills necessary to compete successfully in the global economy, participate in a democratic society and contribute positively as members of families and communities.

Abbreviations Key

N/A Not Applicable N/AV Not Available N/C Not Collected N/R Not Reported I/S Insufficient Sample TBD To be determined

McLees Academy of Leadership [Anderson 5]

SCHOOL PROFILE

| | Our School | Change from Last Year | Elementary Schools with Students Like Ours | Median Elementary School |
|--|------------|-----------------------|--|--------------------------|
| Students (n=634) | | | | |
| Retention rate | 2.0% | Up from 1.7% | 1.3% | 0.9% |
| Attendance rate | 95.4% | Down from 95.9% | 96.2% | 96.3% |
| Served by gifted and talented program | 6.4% | N/A | 7.8% | 7.2% |
| With disabilities | 16.5% | N/A | 13.7% | 12.4% |
| Older than usual for grade | 1.4% | N/A | 2.3% | 1.9% |
| Out-of-school suspensions or expulsions for violent and/or criminal offenses | 0.0% | No Change | 0.0% | 0.0% |
| Teachers (n=42) | | | | |
| Teachers with advanced degrees | 64.3% | Up from 61.0% | 62.5% | 62.5% |
| Continuing contract teachers | 85.7% | Down from 95.1% | 85.7% | 83.3% |
| Teachers returning from previous year | 88.2% | Up from 87.8% | 89.2% | 88.3% |
| Teacher attendance rate | 94.5% | N/R | 95.0% | 95.0% |
| Average teacher salary* | \$46,382 | Up 0.0% | \$48,608 | \$48,193 |
| Classes not taught by highly qualified teachers | 0.0% | No Change | 0.0% | 0.0% |
| Professional development days/teacher | 14.8 days | Up from 10.9 days | 11.2 days | 11.0 days |
| School | | | | |
| Principal's years at school | 9.0 | Up from 8.0 | 5.0 | 4.0 |
| Student-teacher ratio in core subjects | 20.5 to 1 | Down from 20.6 to 1 | 20.2 to 1 | 20.1 to 1 |
| Prime instructional time | 89.1% | N/R | 89.8% | 90.0% |
| Opportunities in the arts | Good | No Change | Good | Good |
| SACS accreditation | Yes | No Change | Yes | Yes |
| Parents attending conferences | 100.0% | Up from 99.6% | 100.0% | 100.0% |
| Character development program | Excellent | No Change | Excellent | Excellent |
| Dollars spent per pupil** | \$6,213 | Up 1.5% | \$7,065 | \$7,364 |
| Percent of expenditures for instruction** | 69.0% | Down from 69.1% | 68.0% | 68.0% |
| Percent of expenditures for teacher salaries** | 68.0% | Down from 68.7% | 66.0% | 66.0% |
| ESEA composite index score | 96.4 | Up from 91.9 | 88.4 | 88.0 |

* Length of contract = 185+ days.

** Prior year audited financial data available.

EVALUATION RESULTS

| | Teachers | Students* | Parents* |
|--|----------|-----------|----------|
| Number of surveys returned | 43 | 91 | 60 |
| Percent satisfied with learning environment | 100% | 86.8% | 90% |
| Percent satisfied with social and physical environment | 97.7% | 88.1% | 88.2% |
| Percent satisfied with school-home relations | 88.4% | 88% | 81.4% |

*Only students at the highest elementary school grade level at this school and their parents were included.

REPORT OF PRINCIPAL AND SCHOOL IMPROVEMENT COUNCIL

McLees Academy of Leadership is an outstanding school located on the west side of Anderson, South Carolina that creates a wonderful learning environment. We are recognized in our district as a magnet school of leadership. We continued to train our staff in leadership skills based on Stephen Covey and continued implementation with our students, families, and community. McLees had an average enrollment of 650 students and 82 staff and faculty members. We house grades K-5 in regular and special education classrooms. The faculty, staff, and administration work together as a strong team with common goals. We are committed to providing a quality instructional program that is tailored for each child in a safe school environment.

Our school received a report card rating of good in 2012. We are a Red Carpet and a Schools of Promise school. We are recipients of two state awards: Literacy Spot Award which recognizes outstanding emergent literacy programs in primary schools, and Exemplary Writing Award sponsored by the South Carolina Department of Education based on an extensive evaluation of a school's instructional programs, with a particular emphasis on writing. We are also recognized as a Leader In Me School through Covey. This year we are proud to have achieved status as a Franklin Covey Lighthouse Leadership School. We were one of 39 in the world when we earned our status in March! Instructional programs at McLees included computer assisted instruction, Early Reading Intervention, Daily Calendar Math, small group math instruction, Reading Recovery, Thinking Maps, Quality Tools and balanced literacy. Each class set academic and personal goals and tracked progress through the use of scoreboards. Students tracked personal progress through data notebooks and held student led conferences to explain progress to parents. Staff development sessions included guided reading, math, technology, Science kits, leadership, and data analysis. Other activities included a Chorus, Post Office, Publishing Center, School News Show, Leadership Marches, Recycling, and Open House.

Our school's constant challenge is to ensure that all students demonstrate competency in reading, math, science, and social studies, that they attend school regularly, that they are safe and healthy, and that they demonstrate leadership and character in their personal and academic lives.

At McLees Academy of Leadership we are dedicated to our students and eagerly accept the challenge of guiding them as they become responsible, independent learners in a developmentally appropriate environment. Diversity is appreciated, and family and community are involved as partners in this process!

Principal-Janet Mills
Sheriff

SIC Chair-Mrs. Shannon

Comprehensive detail, including definitions of ratings, performance criteria, and explanations of status, is available on www.ed.sc.gov and www.eoc.sc.gov as well as school and school district websites.

Printed versions are available from school districts upon request.

Abbreviations Key

N/A Not Applicable N/AV Not Available N/C Not Collected N/R Not Reported I/S Insufficient Sample TBD To be determined

NI Newly Identified CSI Continuing School Improvement CA Corrective Action RP Plan to Restructure R Restructure DELAY School Improvement Status HOLD School Improvement Status