



SC Annual School Report Card Summary

Calhoun Academy of the Arts
 Anderson 5
 Grades: K-5 Enrollment: 627
 Principal: Mrs. Ann D. Self
 Superintendent: Betty Bagley
 Board Chair: Rick Bradshaw

PERFORMANCE

Comprehensive detail, including definitions of ratings, performance criteria, and explanations of status, is available on www.ed.sc.gov and www.eoc.sc.gov as well as school and school district websites. Printed versions are available from school districts upon request.

| YEAR | ABSOLUTE RATING | GROWTH RATING | PALMETTO GOLD AND SILVER AWARD | | ESEA/FEDERAL ACCOUNTABILITY RATING SYSTEM | |
|------|-----------------|---------------|--------------------------------|-----------------|---|--------------------------|
| | | | General Performance | Closing the Gap | ESEA Grade | Accountability Indicator |
| 2013 | Excellent | Average | TBD | TBD | B | N/A |
| 2012 | Good | Good | Silver | N/A | A | N/A |
| 2011 | Good | Good | Silver | Silver | Not Met | N/A |

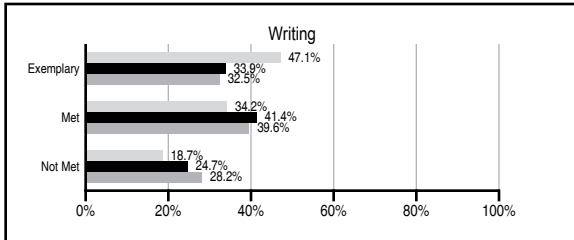
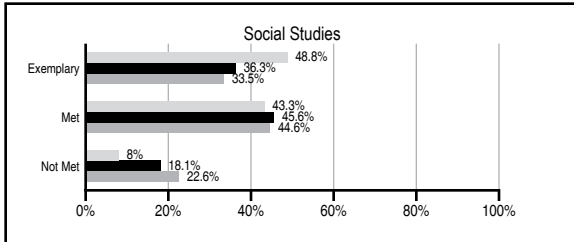
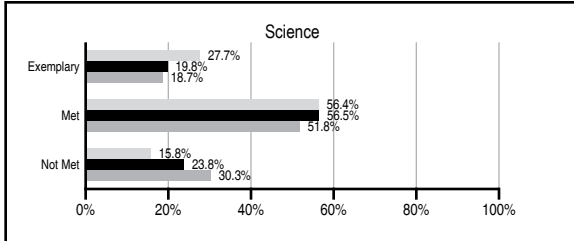
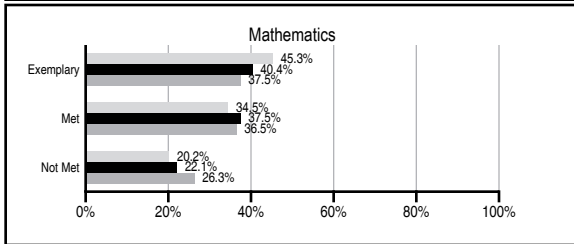
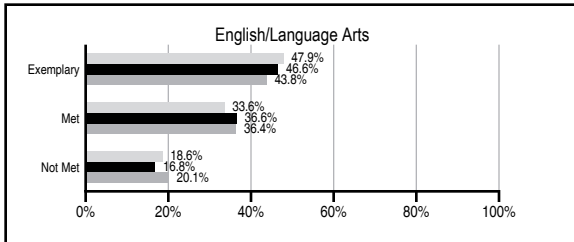
ABSOLUTE RATINGS OF ELEMENTARY SCHOOLS WITH STUDENTS LIKE OURS*

| EXCELLENT | GOOD | AVERAGE | BELOW AVERAGE | AT-RISK |
|-----------|------|---------|---------------|---------|
| 33 | 45 | 37 | 0 | 0 |

* Ratings are calculated with data available by 11/07/2013. Schools with Students Like Ours are Elementary Schools with Poverty Indices of no more than 5% above or below the index for this school.

PASS PERFORMANCE

Our School
 Elementary Schools with Students Like Ours
 Elementary schools statewide



NAEP PERFORMANCE*

* Performance reported for SC and nation, data not available at school level. Percentages at NAEP Achievement Levels.



SC PERFORMANCE VISION

By 2020 all students will graduate with the knowledge and skills necessary to compete successfully in the global economy, participate in a democratic society and contribute positively as members of families and communities.

Abbreviations Key

N/A Not Applicable N/AV Not Available N/C Not Collected N/R Not Reported I/S Insufficient Sample TBD To be determined

Calhoun Academy of the Arts [Anderson 5]

SCHOOL PROFILE

| | Our School | Change from Last Year | Elementary Schools with Students Like Ours | Median Elementary School |
|--|------------|-----------------------|--|--------------------------|
| Students (n=627) | | | | |
| Retention rate | 0.5% | Down from 0.7% | 1.2% | 0.9% |
| Attendance rate | 96.2% | Down from 96.7% | 96.2% | 96.3% |
| Served by gifted and talented program | 8.4% | N/A | 8.7% | 7.2% |
| With disabilities | 10.1% | N/A | 13.2% | 12.4% |
| Older than usual for grade | 0.5% | N/A | 2.2% | 1.9% |
| Out-of-school suspensions or expulsions for violent and/or criminal offenses | 0.0% | No Change | 0.0% | 0.0% |
| Teachers (n=44) | | | | |
| Teachers with advanced degrees | 52.3% | Up from 51.1% | 63.2% | 62.5% |
| Continuing contract teachers | 84.1% | Down from 88.9% | 86.8% | 83.3% |
| Teachers returning from previous year | 89.1% | Up from 89.0% | 89.2% | 88.3% |
| Teacher attendance rate | 96.3% | N/R | 95.0% | 95.0% |
| Average teacher salary* | \$44,375 | Up 1.5% | \$48,716 | \$48,193 |
| Classes not taught by highly qualified teachers | 0.0% | No Change | 0.0% | 0.0% |
| Professional development days/teacher | 6.6 days | Down from 8.1 days | 11.2 days | 11.0 days |
| School | | | | |
| Principal's years at school | 20.0 | Up from 19.0 | 5.0 | 4.0 |
| Student-teacher ratio in core subjects | 19.6 to 1 | Up from 18.2 to 1 | 20.5 to 1 | 20.1 to 1 |
| Prime instructional time | 92.0% | N/R | 90.1% | 90.0% |
| Opportunities in the arts | Excellent | No Change | Good | Good |
| SACS accreditation | Yes | No Change | Yes | Yes |
| Parents attending conferences | 100.0% | Up from 98.3% | 100.0% | 100.0% |
| Character development program | Excellent | No Change | Excellent | Excellent |
| Dollars spent per pupil** | \$5,864 | Up 5.0% | \$6,942 | \$7,364 |
| Percent of expenditures for instruction** | 68.0% | Down from 68.6% | 68.0% | 68.0% |
| Percent of expenditures for teacher salaries** | 67.0% | Down from 68.3% | 66.0% | 66.0% |
| ESEA composite index score | 87.4 | Down from 96.3 | 89.5 | 88.0 |

* Length of contract = 185+ days.

** Prior year audited financial data available.

EVALUATION RESULTS

| | Teachers | Students* | Parents* |
|--|----------|-----------|----------|
| Number of surveys returned | 36 | 110 | 81 |
| Percent satisfied with learning environment | 100% | 95.5% | 92.6% |
| Percent satisfied with social and physical environment | 100% | 94.6% | 91.6% |
| Percent satisfied with school-home relations | 89.2% | 97.3% | 86.9% |

*Only students at the highest elementary school grade level at this school and their parents were included.

REPORT OF PRINCIPAL AND SCHOOL IMPROVEMENT COUNCIL

Calhoun Academy of the Arts continued to celebrate the arts and embrace the integration of arts and academic standards in 2012-13, our eighth year as a magnet school of the arts. With help from our grant of almost \$7,000 from the South Carolina Arts Commission, we have funded artists-in-residence, numerous grade-level performances, and a touring professional theater. Calhoun has sponsored many other events in the arts as well, all the while maintaining our high standards of excellence in academics and character.

Artist-in-Residence Patricia Torbert spent a week helping our third graders weave their own baskets and teaching them the historical relevance of basket weaving in South Carolina. Storyteller Tim Lowry taught our fourth graders games and dances from the colonial time period and gave them hands-on experience with toys and instruments on the Colonial Day. Tarradiddle Players of Charlotte awed all our students with their renditions of area and multicultural folklore.

Each grade level presented a program for parents and community that used singing, dancing, and acting to enhance academic standards ("Inventions that Changed the World," "Have to Have a Habitat," etc.), with second and fifth graders giving two big presentations. We also partnered with Anderson Library to host Poetry Alive, a stage/audience workshop for our 3rd-5th graders. Additionally, each grade level presented a standard-based stage dance/art show that featured creative dancing by all our students as their individual artwork was displayed on the backdrop. Our chorus and strings groups gave several performances, with our strings students achieving superior and excellent ratings in the S.C. Solo & Ensemble Festival; our arts classes presented an art show that featured each student's framed artwork.

Once again Calhoun achieved state AYP status and the Palmetto Silver Award for our progress on our school report card. We were awarded the state honor of Exemplary Writing School last spring, and we are proud that every student at every grade level practices journaling in each subject area! Our WRTY daily morning closed-circuit news show is written and presented by our fifth graders and utilizes the latest technology in our media newsroom.

We wish to express our utmost gratitude to our wonderful PTA, who worked hard to raise funds that sponsored a field trip to Brooke Center for every class in the school! They also purchased a T-shirt for every child that featured student artwork at each grade level and sponsored Christmas crafts for each student. Calhoun is proud of community mentors of our student Legacy Mentor Program, and we applaud our Anderson University America Reads tutors, practicum students, and volunteers! Our valued business partners such as Chic-Fil-A, ---, and -- join our parents and staff as we work together to give our children the best possible academic, character, and cultural education.

Comprehensive detail, including definitions of ratings, performance criteria, and explanations of status, is available on www.ed.sc.gov and www.eoc.sc.gov as well as school and school district websites.

Printed versions are available from school districts upon request.

Abbreviations Key

N/A Not Applicable N/AV Not Available N/C Not Collected N/R Not Reported I/S Insufficient Sample TBD To be determined

NI Newly Identified CSI Continuing School Improvement CA Corrective Action RP Plan to Restructure R Restructure DELAY School Improvement Status HOLD School Improvement Status