



SC Annual School Report Card Summary

Varenes Academy of Communications and Technology
 Anderson 5
 Grades: 3-5 Enrollment: 335
 Principal: Leonard Galloway
 Superintendent: Betty Bagley
 Board Chair: Rick Bradshaw

PERFORMANCE

Comprehensive detail, including definitions of ratings, performance criteria, and explanations of status, is available on www.ed.sc.gov and www.eoc.sc.gov as well as school and school district websites. Printed versions are available from school districts upon request.

YEAR	ABSOLUTE RATING	GROWTH RATING	PALMETTO GOLD AND SILVER AWARD		ESEA/FEDERAL ACCOUNTABILITY RATING SYSTEM	
			General Performance	Closing the Gap	ESEA Grade	Accountability Indicator
2013	Average	Average	TBD	TBD	D	N/A
2012	Average	Average	N/A	N/A	B	Reward
2011	Average	Good	Silver	Silver	Not Met	N/A

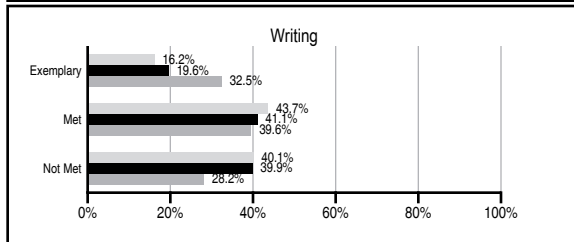
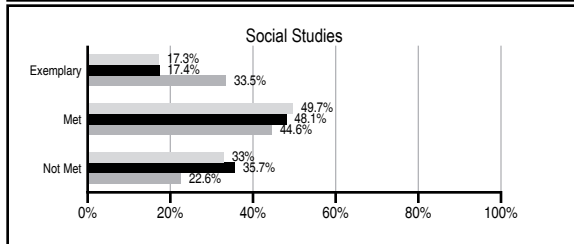
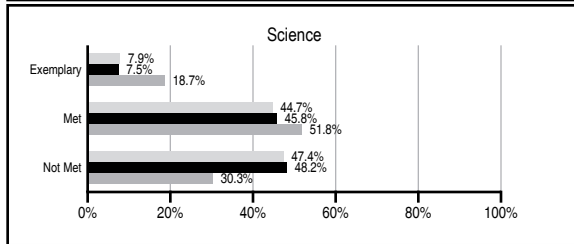
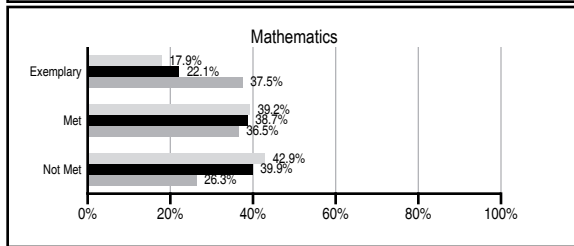
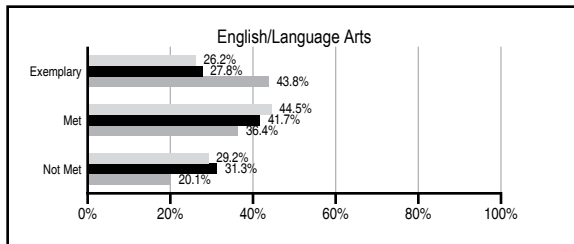
ABSOLUTE RATINGS OF ELEMENTARY SCHOOLS WITH STUDENTS LIKE OURS*

EXCELLENT	GOOD	AVERAGE	BELOW AVERAGE	AT-RISK
1	11	92	44	15

* Ratings are calculated with data available by 11/07/2013. Schools with Students Like Ours are Elementary Schools with Poverty Indices of no more than 5% above or below the index for this school.


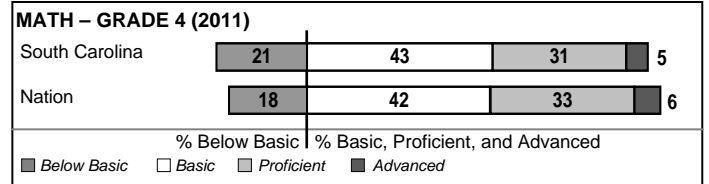
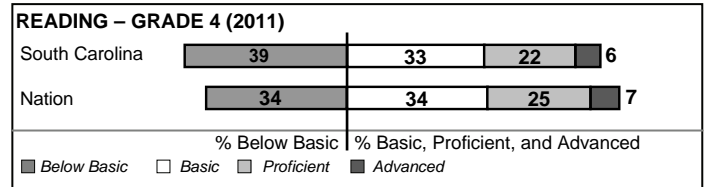
PASS PERFORMANCE

Our School
 Elementary Schools with Students Like Ours
 Elementary schools statewide



NAEP PERFORMANCE*

* Performance reported for SC and nation, data not available at school level. Percentages at NAEP Achievement Levels.



SC PERFORMANCE VISION

By 2020 all students will graduate with the knowledge and skills necessary to compete successfully in the global economy, participate in a democratic society and contribute positively as members of families and communities.

Abbreviations Key

N/A Not Applicable N/AV Not Available N/C Not Collected N/R Not Reported I/S Insufficient Sample TBD To be determined

Varenes Academy of Communications and Technology [Anderson 5]

SCHOOL PROFILE

	Our School	Change from Last Year	Elementary Schools with Students Like Ours	Median Elementary School
Students (n=335)				
Retention rate	0.0%	Down from 1.0%	1.1%	0.9%
Attendance rate	96.3%	Down from 96.8%	95.9%	96.3%
Served by gifted and talented program	5.4%	N/A	2.6%	7.2%
With disabilities	19.5%	N/A	13.5%	12.4%
Older than usual for grade	3.9%	N/A	3.0%	1.9%
Out-of-school suspensions or expulsions for violent and/or criminal offenses	0.0%	No Change	0.0%	0.0%
Teachers (n=25)				
Teachers with advanced degrees	64.0%	Down from 70.6%	60.6%	62.5%
Continuing contract teachers	72.0%	Down from 88.2%	75.6%	83.3%
Teachers returning from previous year	76.9%	Down from 88.2%	84.6%	88.3%
Teacher attendance rate	96.2%	N/R	94.9%	95.0%
Average teacher salary*	\$48,992	Up 4.3%	\$46,154	\$48,193
Classes not taught by highly qualified teachers	0.0%	No Change	0.0%	0.0%
Professional development days/teacher	2.6 days	Up from 0.4 days	10.4 days	11.0 days
School				
Principal's years at school	3.0	Up from 2.0	4.0	4.0
Student-teacher ratio in core subjects	18.5 to 1	Up from 17.0 to 1	18.1 to 1	20.1 to 1
Prime instructional time	91.6%	N/R	89.6%	90.0%
Opportunities in the arts	Good	No Change	Good	Good
SACS accreditation	Yes	No Change	Yes	Yes
Parents attending conferences	94.4%	Down from 100.0%	100.0%	100.0%
Character development program	Good	Down from Excellent	Excellent	Excellent
Dollars spent per pupil**	\$9,182	Up 18.7%	\$8,293	\$7,364
Percent of expenditures for instruction**	74.0%	Up from 71.4%	66.0%	68.0%
Percent of expenditures for teacher salaries**	68.0%	Down from 68.5%	64.0%	66.0%
ESEA composite index score	66.8	Down from 87.0	71.2	88.0

* Length of contract = 185+ days.

** Prior year audited financial data available.

REPORT OF PRINCIPAL AND SCHOOL IMPROVEMENT COUNCIL

Varenes Academy of Communications and Technology is a Title One School located in Anderson, SC. We served approximately 325 students in 2012-2013 in grades 3-5. All students attend physical education, art, music, and computer classes as well as visit the media center on a weekly basis. In addition, our two resource teachers work diligently alongside the regular classroom teacher to help special education students master grade-level standards. Teachers at every grade level engage in collaborative planning sessions weekly to ensure they are delivering age appropriate, standards-based lessons. The learning community at Varenes is committed to student success. Varenes has received numerous awards including the Exemplary Writing, the Literacy Spot Award, Red Carpet Award, and recognition for meeting AYP. Communications and technology impacts our school greatly. We believe that effective communication skills are critical for our students to function in our global society. Technology has been used to enhance instruction at Varenes for many years. Students are engaged in technology-rich lessons that encourage them to become innovative thinkers and prepare them to compete in the future job market. Each grade level presents their students with year-end technology projects. Completion of these projects will ensure that our students are empowered to use communications and technology to reach their greatest potential. We believe that building a strong school-home network is vital to the success of our students. For that reason, we actively seek parental and community involvement in all school activities. Parents, students, and faculty/staff members have participated in various after-school events such as our math, literacy, and technology nights. Through the tireless efforts of our students, teachers, parents, and community, Varenes is making great progress. However, we believe that the future holds unlimited possibilities.

Ms. Sheresa Goodine, SIC Chairperson
Mr. Leonard C. Galloway, Principal

EVALUATION RESULTS

	Teachers	Students*	Parents*
Number of surveys returned	26	99	41
Percent satisfied with learning environment	92.3%	84.8%	90.2%
Percent satisfied with social and physical environment	96.2%	85%	87.5%
Percent satisfied with school-home relations	61.5%	76.3%	90%

*Only students at the highest elementary school grade level at this school and their parents were included.

Comprehensive detail, including definitions of ratings, performance criteria, and explanations of status, is available on www.ed.sc.gov and www.eoc.sc.gov as well as school and school district websites.

Printed versions are available from school districts upon request.

Abbreviations Key

N/A Not Applicable N/AV Not Available N/C Not Collected N/R Not Reported I/S Insufficient Sample TBD To be determined

NI Newly Identified CSI Continuing School Improvement CA Corrective Action RP Plan to Restructure R Restructure DELAY School Improvement Status HOLD School Improvement Status