



SC Annual School Report Card Summary

New Prospect STEM Academy
Anderson 5
Grades: K-5 **Enrollment: 494**
Principal: Dr. Jerome A. Hudson
Superintendent: Betty Bagley
Board Chair: Rick Bradshaw

PERFORMANCE

Comprehensive detail, including definitions of ratings, performance criteria, and explanations of status, is available on www.ed.sc.gov and www.eoc.sc.gov as well as school and school district websites. Printed versions are available from school districts upon request.

YEAR	ABSOLUTE RATING	GROWTH RATING	PALMETTO GOLD AND SILVER AWARD		ESEA/FEDERAL ACCOUNTABILITY RATING SYSTEM	
			General Performance	Closing the Gap	ESEA Grade	Accountability Indicator
2013	Good	Below Average	TBD	TBD	A	N/A
2012	Good	Average	N/A	N/A	A	N/A
2011	Good	Average	Silver	N/A	Not Met	N/A

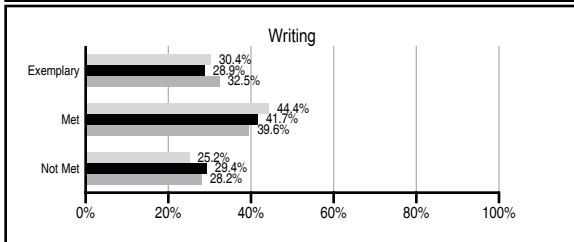
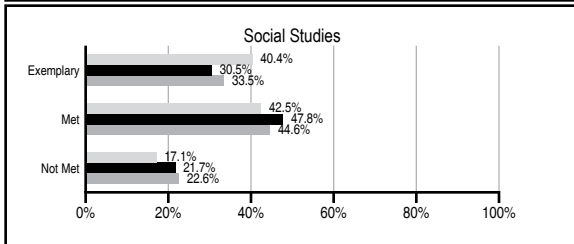
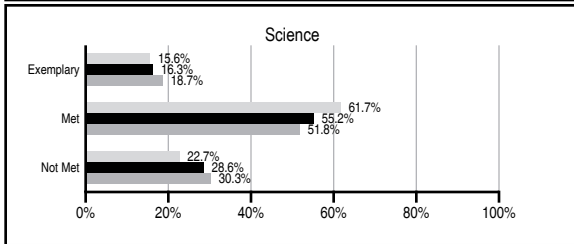
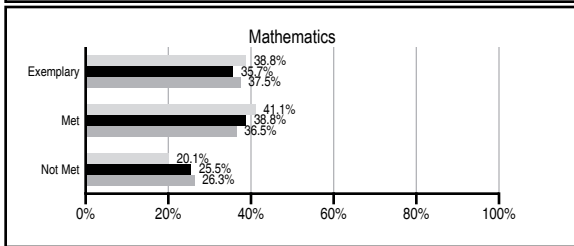
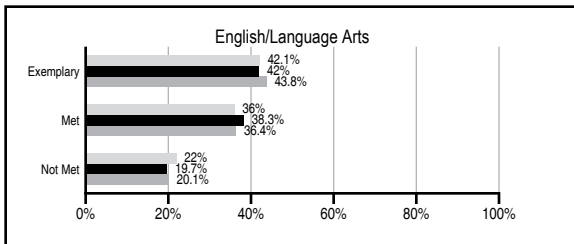
ABSOLUTE RATINGS OF ELEMENTARY SCHOOLS WITH STUDENTS LIKE OURS*

EXCELLENT	GOOD	AVERAGE	BELOW AVERAGE	AT-RISK
14	42	63	3	0

* Ratings are calculated with data available by 11/07/2013. Schools with Students Like Ours are Elementary Schools with Poverty Indices of no more than 5% above or below the index for this school.

PASS PERFORMANCE

Our School
 Elementary Schools with Students Like Ours
 Elementary schools statewide



NAEP PERFORMANCE*

* Performance reported for SC and nation, data not available at school level. Percentages at NAEP Achievement Levels.



SC PERFORMANCE VISION

By 2020 all students will graduate with the knowledge and skills necessary to compete successfully in the global economy, participate in a democratic society and contribute positively as members of families and communities.

Abbreviations Key

N/A Not Applicable N/AV Not Available N/C Not Collected N/R Not Reported I/S Insufficient Sample TBD To be determined

New Prospect STEM Academy [Anderson 5]

SCHOOL PROFILE

	Our School	Change from Last Year	Elementary Schools with Students Like Ours	Median Elementary School
Students (n=494)				
Retention rate	0.6%	Down from 1.6%	1.3%	0.9%
Attendance rate	95.5%	Down from 96.1%	96.1%	96.3%
Served by gifted and talented program	7.0%	N/A	7.0%	7.2%
With disabilities	12.9%	N/A	14.2%	12.4%
Older than usual for grade	3.4%	N/A	2.3%	1.9%
Out-of-school suspensions or expulsions for violent and/or criminal offenses	0.0%	No Change	0.0%	0.0%
Teachers (n=32)				
Teachers with advanced degrees	53.1%	Down from 58.1%	61.5%	62.5%
Continuing contract teachers	87.5%	Down from 100.0%	85.7%	83.3%
Teachers returning from previous year	86.5%	Down from 90.5%	89.3%	88.3%
Teacher attendance rate	94.3%	N/R	94.5%	95.0%
Average teacher salary*	\$45,941	Down 1.1%	\$48,696	\$48,193
Classes not taught by highly qualified teachers	0.0%	No Change	0.0%	0.0%
Professional development days/teacher	11.8 days	Up from 6.3 days	11.2 days	11.0 days
School				
Principal's years at school	4.0	Up from 3.0	5.0	4.0
Student-teacher ratio in core subjects	4.3 to 1	Down from 22.0 to 1	20.1 to 1	20.1 to 1
Prime instructional time	88.8%	N/R	89.6%	90.0%
Opportunities in the arts	Good	No Change	Good	Good
SACS accreditation	Yes	No Change	Yes	Yes
Parents attending conferences	100.0%	Up from 98.2%	100.0%	100.0%
Character development program	Excellent	Up from Good	Excellent	Excellent
Dollars spent per pupil**	\$6,681	Up 2.5%	\$7,564	\$7,364
Percent of expenditures for instruction**	68.0%	Up from 67.7%	68.0%	68.0%
Percent of expenditures for teacher salaries**	67.0%	Down from 67.4%	65.0%	66.0%
ESEA composite index score	95.8	Down from 98.6	87.4	88.0

* Length of contract = 185+ days.

** Prior year audited financial data available.

EVALUATION RESULTS

	Teachers	Students*	Parents*
Number of surveys returned	31	61	37
Percent satisfied with learning environment	90.4%	82%	91.9%
Percent satisfied with social and physical environment	90.3%	88.1%	84.2%
Percent satisfied with school-home relations	64.5%	91.7%	89.2%

*Only students at the highest elementary school grade level at this school and their parents were included.

REPORT OF PRINCIPAL AND SCHOOL IMPROVEMENT COUNCIL

New Prospect STEM Academy, located in Anderson, South Carolina, serves 514 students in a K-5th grade setting. Instruction focuses on using a balanced literacy approach for ELA, science kits and CORE training. Calendar Math is an integral part of our math program, and a variety of primary documents are used to teach social studies. Most importantly, our school received district approval to become a STEM magnet school for 2012-2013. A certified STEM teacher develops inquiry lessons to help develop critical thinking skills. This becomes an overlay over the district's Approved Curriculum in all content areas. Also, all students receive weekly instruction in music, physical education, computers, media center, and art. Guidance is a part of our school's curriculum with Character Education and Bullying Prevention as an emphasis. As a response to intervention, we offer Reading Recovery and ERI to K – 2nd graders, and a certified teacher serves as an interventionist in Grades 3-5 in Reading and Math instruction. Our 21st Century Afterschool Program serves 130 students receiving additional instruction before and after school from our certified teaching staff. Kindergarten students benefit from the Morning LEAP Peer-Teaching Program that is done by fifth graders. All faculty, staff, and students benefit from an instructional facilitator and an assistant principal. We also have a full-time nurse and 1.5 guidance counselors to address the health and emotional needs of all students. We encourage student academic excellence through the use of Accelerated Reader and the Order of the Scroll Writing Awards. Gifted and Talented students in grades 3 – 5 receive instruction from an itinerant teacher weekly, and we have K-3 EMD classes on campus. Our school motto is, "We are the High Flying Jets." To celebrate student achievement and behavior, we have "Top Jets," "Terrific Kids," and "Double E" Awards. Students also benefit from a number of extension activities such as Student Government, Turbo Jets, Science Club, Beta Club, Robotics, a Writers' Guild for Fifth Grade Resource Students, Step and Dance, and Strings. Other opportunities include Jazzy Jets Chorus, Family Nights, Book Fairs, Movie Night, Running Club and Skate Nights. Most recently, New Prospect received recognition with silver flags for Closing the Achievement Gap and Student Performance. Our challenge is to empower children to achieve their potential in a diverse, safe, innovative, and caring environment while preparing them to be lifelong learners and productive members of society. A major goal is to provide our children opportunities to excel in all subject areas through the use of a STEM centered approach to learning. Each year at New Prospect is always better than the year before, and not as good as the year to come.

Dr. Jerome Hudson, Principal □□ Nancy Hanley, SIC Chair

Comprehensive detail, including definitions of ratings, performance criteria, and explanations of status, is available on www.ed.sc.gov and www.eoc.sc.gov as well as school and school district websites.

Printed versions are available from school districts upon request.

Abbreviations Key

N/A Not Applicable N/AV Not Available N/C Not Collected N/R Not Reported I/S Insufficient Sample TBD To be determined

NI Newly Identified CSI Continuing School Improvement CA Corrective Action RP Plan to Restructure R Restructure DELAY School Improvement Status HOLD School Improvement Status