



SC Annual School Report Card Summary

Nevitt Forest Community School of Innovation
 Anderson 5
 Grades: K-5 Enrollment: 483
 Principal: David Pressley
 Superintendent: Betty Bagley
 Board Chair: Rick Bradshaw

PERFORMANCE

Comprehensive detail, including definitions of ratings, performance criteria, and explanations of status, is available on www.ed.sc.gov and www.eoc.sc.gov as well as school and school district websites. Printed versions are available from school districts upon request.

YEAR	ABSOLUTE RATING	GROWTH RATING	PALMETTO GOLD AND SILVER AWARD		ESEA/FEDERAL ACCOUNTABILITY RATING SYSTEM	
			General Performance	Closing the Gap	ESEA Grade	Accountability Indicator
2013	Average	Average	TBD	TBD	F	N/A
2012	Average	Good	Silver	N/A	A	Reward
2011	Average	Good	Silver	N/A	Met	N/A

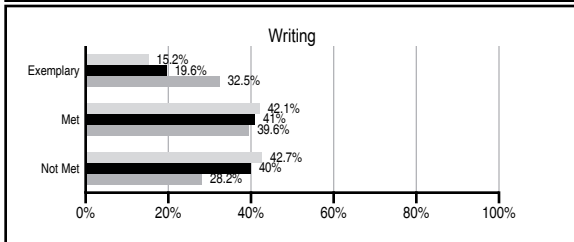
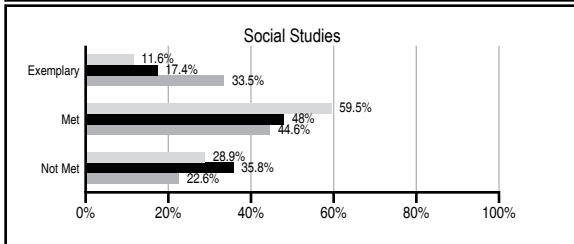
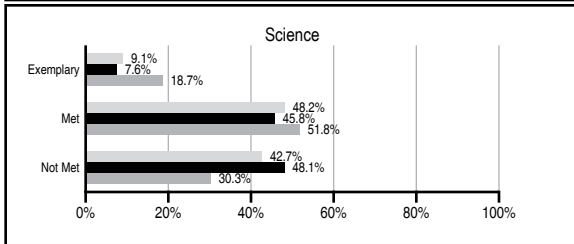
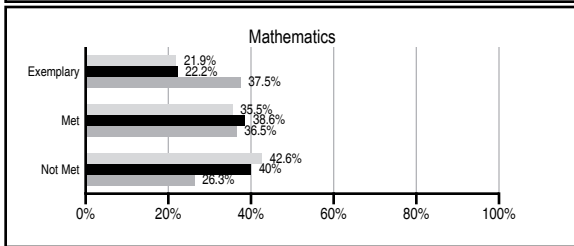
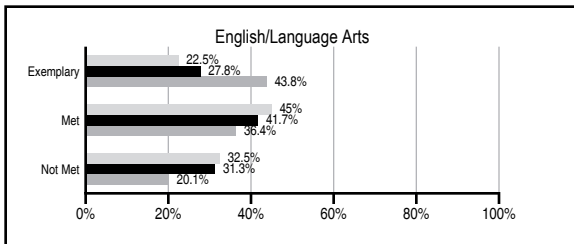
ABSOLUTE RATINGS OF ELEMENTARY SCHOOLS WITH STUDENTS LIKE OURS*

EXCELLENT	GOOD	AVERAGE	BELOW AVERAGE	AT-RISK
1	11	90	43	15

* Ratings are calculated with data available by 11/07/2013. Schools with Students Like Ours are Elementary Schools with Poverty Indices of no more than 5% above or below the index for this school.

PASS PERFORMANCE

Our School
 Elementary Schools with Students Like Ours
 Elementary schools statewide



NAEP PERFORMANCE*

* Performance reported for SC and nation, data not available at school level. Percentages at NAEP Achievement Levels.



SC PERFORMANCE VISION

By 2020 all students will graduate with the knowledge and skills necessary to compete successfully in the global economy, participate in a democratic society and contribute positively as members of families and communities.

Abbreviations Key

N/A Not Applicable N/AV Not Available N/C Not Collected N/R Not Reported I/S Insufficient Sample TBD To be determined

Nevitt Forest Community School of Innovation [Anderson 5]

SCHOOL PROFILE

	Our School	Change from Last Year	Elementary Schools with Students Like Ours	Median Elementary School
Students (n=483)				
Retention rate	0.2%	Up from 0.0%	1.1%	0.9%
Attendance rate	94.8%	Down from 95.3%	95.9%	96.3%
Served by gifted and talented program	2.8%	N/A	2.6%	7.2%
With disabilities	10.6%	N/A	13.4%	12.4%
Older than usual for grade	3.0%	N/A	3.0%	1.9%
Out-of-school suspensions or expulsions for violent and/or criminal offenses	8.9%	Up from 0.5%	0.0%	0.0%
Teachers (n=40)				
Teachers with advanced degrees	40.0%	Down from 59.5%	60.0%	62.5%
Continuing contract teachers	52.5%	Down from 83.8%	75.0%	83.3%
Teachers returning from previous year	76.3%	Down from 85.2%	84.6%	88.3%
Teacher attendance rate	96.3%	N/R	94.9%	95.0%
Average teacher salary*	\$42,543	Down 1.9%	\$46,124	\$48,193
Classes not taught by highly qualified teachers	0.0%	No Change	0.0%	0.0%
Professional development days/teacher	1.0 days	Up from 0.3 days	10.4 days	11.0 days
School				
Principal's years at school	1.0	Down from 5.0	3.5	4.0
Student-teacher ratio in core subjects	16.6 to 1	Up from 15.5 to 1	17.8 to 1	20.1 to 1
Prime instructional time	90.8%	N/R	89.6%	90.0%
Opportunities in the arts	Good	No Change	Good	Good
SACS accreditation	Yes	No Change	Yes	Yes
Parents attending conferences	97.1%	Up from 75.0%	100.0%	100.0%
Character development program	Below Average	No Change	Excellent	Excellent
Dollars spent per pupil**	\$8,546	Up 14.9%	\$8,297	\$7,364
Percent of expenditures for instruction**	67.0%	Up from 65.2%	66.0%	68.0%
Percent of expenditures for teacher salaries**	64.0%	Up from 63.5%	63.5%	66.0%
ESEA composite index score	49.1	Down from 93.0	71.7	88.0

* Length of contract = 185+ days.

** Prior year audited financial data available.

EVALUATION RESULTS

	Teachers	Students*	Parents*
Number of surveys returned	23	45	26
Percent satisfied with learning environment	73.9%	86.7%	80.8%
Percent satisfied with social and physical environment	86.9%	77.8%	73.1%
Percent satisfied with school-home relations	8.7%	80%	83.3%

*Only students at the highest elementary school grade level at this school and their parents were included.

REPORT OF PRINCIPAL AND SCHOOL IMPROVEMENT COUNCIL

Nevitt Forest Community School of Innovation is a diverse neighborhood school situated within a short distance from local businesses in downtown Anderson. Our learning environment ranges from an extended before and after school program to an all day school for children in kindergarten through 5th grade. Nevitt Forest receives funds through Title I and a 21st Century grant, as well as other federal and state programs, to provide additional reading and math assistance to students. We maintain high standards of instruction by hiring highly qualified teachers. Our school has been designated a 2010-2013 Exemplary Writing School by the state department of education, designated a Silver Flag recipient and received the highest rating (Substantially Exceeds Expectations) provided by the ESEA Federal Accountability System among other awards.

Since its inception, additions and renovations have been made to accommodate the growing needs of the community and the school. Today Nevitt Forest houses state of the art technology in all classrooms and labs to enhance learning and prepare our students to compete in an ever changing, technologically advanced global society. Students and faculty are able to enhance teaching and learning through the use of a new iMac desktop computer lab and a MacBook mobile lab. Each classroom is equipped with a Smart Board, ELMO, and LCD projector. Teachers and students have access to iPods, iPads, and Smart Response Kits for educational enrichment and extended learning opportunities.

The faculty and staff are committed to providing students with the tools they will need for successful school and real world applications. Quality instruction, continuous staff development, continuous technology upgrades, science inquiry and enrichment training, and math investigations provide students with access to core knowledge and information needed to be competitive. Through the use of innovative teaching strategies and best practices for implementing standards-based instruction, our teachers ensure that students at Nevitt Forest have the opportunity to build a foundation that will prepare them for life beyond the school experience. Teachers work to ensure instruction is rigorous and that they are meeting the needs of all students.

Our commitment to the whole child and the community we serve is evident as we plan various ways for increased parental involvement in the school experience. The strong home/school relationship is essential for the success of our students. PTO programs focus on Literacy, Science, Math, and community support events.

The Nevitt Forest Community School of Innovation family is proud of how far we have come and the plans we have for an even brighter future. We realize that the success of our students will depend on the quality of their educational and social experience. We are extremely excited about the opportunities the new school year will bring and look forward to working with our students and parents to provide a foundation that will continue to serve as the genesis of a life changing experience.

David E. Pressley, Principal Crystal Simpkins, SIC Chair

Comprehensive detail, including definitions of ratings, performance criteria, and explanations of status, is available on www.ed.sc.gov and www.eoc.sc.gov as well as school and school district websites.

Printed versions are available from school districts upon request.

Abbreviations Key

N/A Not Applicable N/AV Not Available N/C Not Collected N/R Not Reported I/S Insufficient Sample TBD To be determined

NI Newly Identified CSI Continuing School Improvement CA Corrective Action RP Plan to Restructure R Restructure DELAY School Improvement Status HOLD School Improvement Status