



# SC Annual School Report Card Summary

Concord Elementary School  
 Anderson 5  
 Grades: K-5 Enrollment: 700  
 Principal: Beryl C. Barclay  
 Superintendent: Betty Bagley  
 Board Chair: Rick Bradshaw

## PERFORMANCE

Comprehensive detail, including definitions of ratings, performance criteria, and explanations of status, is available on [www.ed.sc.gov](http://www.ed.sc.gov) and [www.eoc.sc.gov](http://www.eoc.sc.gov) as well as school and school district websites. Printed versions are available from school districts upon request.

YEAR	ABSOLUTE RATING	GROWTH RATING	PALMETTO GOLD AND SILVER AWARD		ESEA/FEDERAL ACCOUNTABILITY RATING SYSTEM	
			General Performance	Closing the Gap	ESEA Grade	Accountability Indicator
2013	Excellent	Good	TBD	TBD	A	N/A
2012	Excellent	Excellent	Gold	N/A	A	N/A
2011	Excellent	Excellent	Gold	Silver	Met	N/A

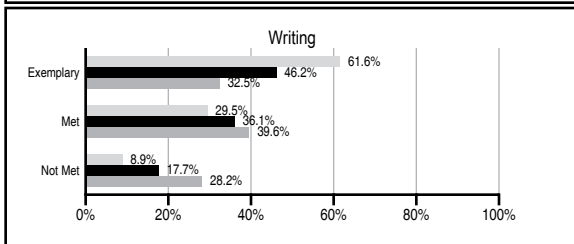
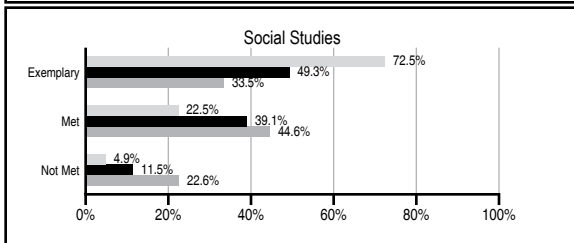
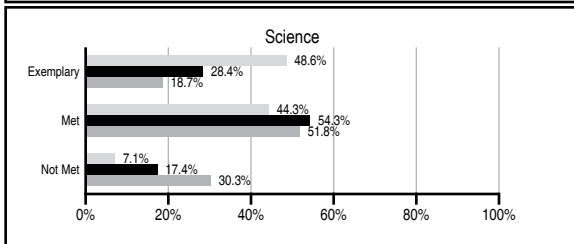
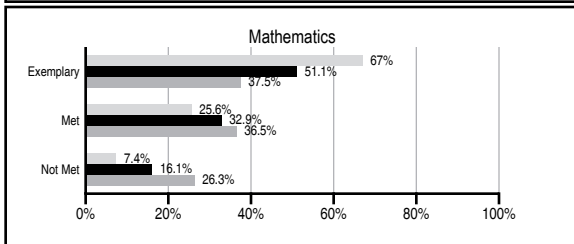
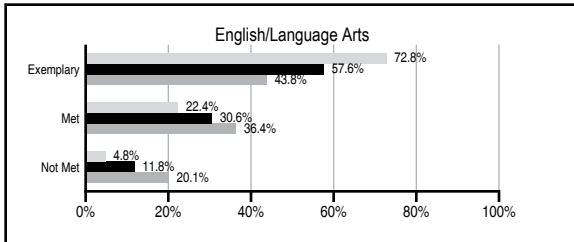
## ABSOLUTE RATINGS OF ELEMENTARY SCHOOLS WITH STUDENTS LIKE OURS\*

EXCELLENT	GOOD	AVERAGE	BELOW AVERAGE	AT-RISK
31	6	0	1	0

\* Ratings are calculated with data available by 11/07/2013. Schools with Students Like Ours are Elementary Schools with Poverty Indices of no more than 5% above or below the index for this school.

## PASS PERFORMANCE

Our School  
 Elementary Schools with Students Like Ours  
 Elementary schools statewide



## NAEP PERFORMANCE\*

\* Performance reported for SC and nation, data not available at school level. Percentages at NAEP Achievement Levels.



## SC PERFORMANCE VISION

*By 2020 all students will graduate with the knowledge and skills necessary to compete successfully in the global economy, participate in a democratic society and contribute positively as members of families and communities.*

### Abbreviations Key

N/A Not Applicable N/AV Not Available N/C Not Collected N/R Not Reported I/S Insufficient Sample TBD To be determined

# Concord Elementary School [Anderson 5]

## SCHOOL PROFILE

	Our School	Change from Last Year	Elementary Schools with Students Like Ours	Median Elementary School
<b>Students (n=700)</b>				
Retention rate	2.6%	Up from 2.4%	0.6%	0.9%
Attendance rate	96.7%	Down from 97.0%	96.8%	96.3%
Served by gifted and talented program	18.8%	N/A	14.5%	7.2%
With disabilities	10.3%	N/A	9.9%	12.4%
Older than usual for grade	1.4%	N/A	1.4%	1.9%
Out-of-school suspensions or expulsions for violent and/or criminal offenses	0.0%	No Change	0.0%	0.0%
<b>Teachers (n=44)</b>				
Teachers with advanced degrees	63.6%	Up from 62.5%	68.4%	62.5%
Continuing contract teachers	93.2%	Down from 100.0%	90.3%	83.3%
Teachers returning from previous year	93.7%	Down from 95.4%	90.4%	88.3%
Teacher attendance rate	94.4%	N/R	94.7%	95.0%
Average teacher salary*	\$49,839	Up 3.0%	\$50,190	\$48,193
Classes not taught by highly qualified teachers	0.0%	No Change	0.0%	0.0%
Professional development days/teacher	12.5 days	Up from 8.7 days	11.5 days	11.0 days
<b>School</b>				
Principal's years at school	7.0	Up from 6.0	5.0	4.0
Student-teacher ratio in core subjects	20.1 to 1	Down from 21.5 to 1	21.2 to 1	20.1 to 1
Prime instructional time	90.5%	N/R	90.6%	90.0%
Opportunities in the arts	Good	No Change	Good	Good
SACS accreditation	Yes	No Change	Yes	Yes
Parents attending conferences	99.4%	Down from 100.0%	100.0%	100.0%
Character development program	Excellent	No Change	Excellent	Excellent
Dollars spent per pupil**	\$5,718	Down 2.9%	\$6,931	\$7,364
Percent of expenditures for instruction**	74.0%	Up from 72.9%	69.0%	68.0%
Percent of expenditures for teacher salaries**	73.0%	Up from 72.6%	67.0%	66.0%
ESEA composite index score	99.2	Up from 99.0	94.0	88.0

\* Length of contract = 185+ days.

\*\* Prior year audited financial data available.

## EVALUATION RESULTS

	Teachers	Students*	Parents*
Number of surveys returned	48	112	60
Percent satisfied with learning environment	95.8%	93.7%	93.4%
Percent satisfied with social and physical environment	93.7%	91.1%	95%
Percent satisfied with school-home relations	97.9%	94.7%	93.6%

\*Only students at the highest elementary school grade level at this school and their parents were included.

## REPORT OF PRINCIPAL AND SCHOOL IMPROVEMENT COUNCIL

In 2012-13, Concord Elementary School served approximately 700 students in kindergarten through grade five and one class of self-contained PMD students. In addition to the core academic program, a standards-based curriculum, the school offers a full range of related arts, media services, counseling, and family therapy, as well as extracurricular activities such as Junior Master Garden Club, Quilting Club, Spanish Club, Volley Ball Club, choral music opportunities, reading incentive programs, computer assisted instruction, Gifted and Talented instruction, and service learning opportunities such as The United Way and Relay for Life.

Concord's greatest strengths lie in excellent achievement and outstanding community involvement. Test scores are among the highest in the district and the state. An active PTA assists with festivals, auctions, class projects, and had over 18,000 volunteer hours in 2012-13. Among the school's successes are a strong mentoring/tutoring program, an Art Beat Day, and an annual schoolwide writing program, which includes Writers' Guild, a fifth grade exhibition, a wide variety of teacher training in best practices, and a completion of 44 years of SACS accreditation. As an International Baccalaureate World School, Concord's dedicated staff has written curriculum using inquiry based instruction, while following Anderson School District Five's Approved Curriculum. Concord teachers provide challenging and strenuous instruction and support it with a vast array of teaching resources, programs, and strategies. Some examples are formative and summative assessments to accompany the units of instruction in the Program of Inquiry and MAP tests for students in Grades K-5, DIBELS assessments for students in kindergarten through Grade 2 for Early Reading Interventions, and DRA tests to determine the reading levels for guided reading instruction used with the Balanced Literacy Model.

The school's constant challenge is to ensure that ALL students demonstrate competency in reading, math, science, and social studies as well as problem solving strategies, that they are regular in attendance, and that they demonstrate the qualities to be responsible, respectful, and caring citizens.

Concord is known for its tradition of excellence, and in the last several years, the school has been recognized as a Palmetto's Finest, a Flagship School of Promise, and an International Baccalaureate Primary Years Programme School. Concord has received the following awards: Exemplary Writing Award and Palmetto Gold (twelve consecutive years).

Through the efforts of capable and eager students, an excellent faculty and staff, committed and involved parents, and the support of the community at large, Concord Elementary School is Continuing a Tradition of Excellence.

Beryl C. Barclay, Principal  
Tina Hartman, School Improvement Chair

Comprehensive detail, including definitions of ratings, performance criteria, and explanations of status, is available on [www.ed.sc.gov](http://www.ed.sc.gov) and [www.eoc.sc.gov](http://www.eoc.sc.gov) as well as school and school district websites.

Printed versions are available from school districts upon request.

### Abbreviations Key

N/A Not Applicable N/AV Not Available N/C Not Collected N/R Not Reported I/S Insufficient Sample TBD To be determined

NI Newly Identified CSI Continuing School Improvement CA Corrective Action RP Plan to Restructure R Restructure DELAY School Improvement Status HOLD School Improvement Status