



SC Annual School Report Card Summary

Mount Lebanon Elementary School
 Anderson 4
 Grades: PK-6 Enrollment: 448
 Principal: Mona Guy Fleming
 Superintendent: Lee M. D'Andrea, PhD
 Board Chair: Bud Durham

PERFORMANCE

Comprehensive detail, including definitions of ratings, performance criteria, and explanations of status, is available on www.ed.sc.gov and www.eoc.sc.gov as well as school and school district websites. Printed versions are available from school districts upon request.

YEAR	ABSOLUTE RATING	GROWTH RATING	PALMETTO GOLD AND SILVER AWARD		ESEA/FEDERAL ACCOUNTABILITY RATING SYSTEM	
			General Performance	Closing the Gap	ESEA Grade	Accountability Indicator
2013	Excellent	Good	TBD	TBD	A	N/A
2012	Excellent	Excellent	Gold	Silver	A	N/A
2011	Excellent	Excellent	Gold	N/A	Met	N/A

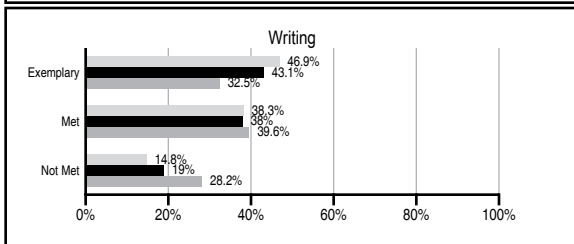
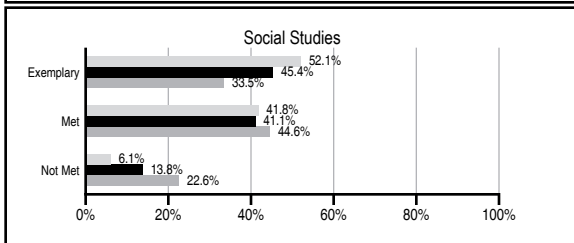
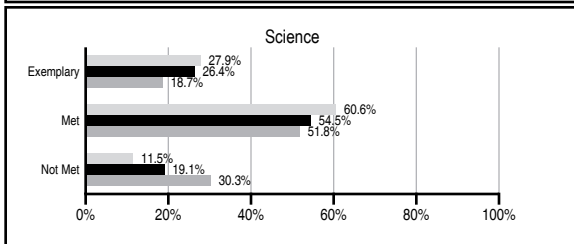
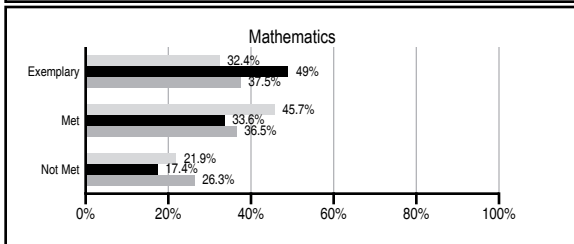
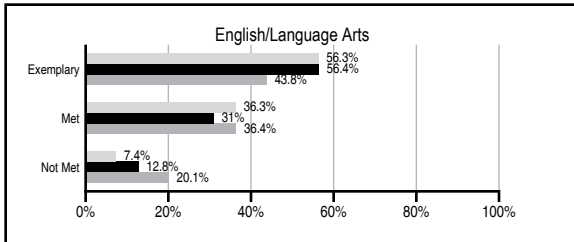
ABSOLUTE RATINGS OF ELEMENTARY SCHOOLS WITH STUDENTS LIKE OURS*

EXCELLENT	GOOD	AVERAGE	BELOW AVERAGE	AT-RISK
36	14	1	1	0

* Ratings are calculated with data available by 11/07/2013. Schools with Students Like Ours are Elementary Schools with Poverty Indices of no more than 5% above or below the index for this school.

PASS PERFORMANCE

Our School
 Elementary Schools with Students Like Ours
 Elementary schools statewide



NAEP PERFORMANCE*

* Performance reported for SC and nation, data not available at school level. Percentages at NAEP Achievement Levels.



SC PERFORMANCE VISION

By 2020 all students will graduate with the knowledge and skills necessary to compete successfully in the global economy, participate in a democratic society and contribute positively as members of families and communities.

Abbreviations Key

N/A Not Applicable N/AV Not Available N/C Not Collected N/R Not Reported I/S Insufficient Sample TBD To be determined

Mount Lebanon Elementary School [Anderson 4]

SCHOOL PROFILE

	Our School	Change from Last Year	Elementary Schools with Students Like Ours	Median Elementary School
Students (n=448)				
Retention rate	0.0%	No Change	0.7%	0.9%
Attendance rate	96.8%	Down from 97.3%	96.8%	96.3%
Served by gifted and talented program	10.9%	N/A	11.6%	7.2%
With disabilities	8.6%	N/A	11.4%	12.4%
Older than usual for grade	1.3%	N/A	1.4%	1.9%
Out-of-school suspensions or expulsions for violent and/or criminal offenses	0.0%	No Change	0.0%	0.0%
Teachers (n=29)				
Teachers with advanced degrees	58.6%	Up from 55.2%	64.4%	62.5%
Continuing contract teachers	79.3%	Down from 93.1%	88.2%	83.3%
Teachers returning from previous year	83.7%	Down from 87.6%	89.6%	88.3%
Teacher attendance rate	94.0%	Down from 95.0%	94.9%	95.0%
Average teacher salary*	\$48,772	Up 3.5%	\$49,382	\$48,193
Classes not taught by highly qualified teachers	0.0%	No Change	0.0%	0.0%
Professional development days/teacher	9.1 days	Down from 13.6 days	10.8 days	11.0 days
School				
Principal's years at school	6.0	Up from 5.0	4.0	4.0
Student-teacher ratio in core subjects	21.3 to 1	Up from 20.3 to 1	21.1 to 1	20.1 to 1
Prime instructional time	89.6%	No Change	90.4%	90.0%
Opportunities in the arts	Good	No Change	Good	Good
SACS accreditation	Yes	No Change	Yes	Yes
Parents attending conferences	100.0%	No Change	100.0%	100.0%
Character development program	Excellent	No Change	Excellent	Excellent
Dollars spent per pupil**	\$7,164	Down 2.5%	\$7,074	\$7,364
Percent of expenditures for instruction**	68.0%	Up from 66.9%	69.0%	68.0%
Percent of expenditures for teacher salaries**	66.0%	Up from 64.1%	67.0%	66.0%
ESEA composite index score	100.0	No Change	92.4	88.0

* Length of contract = 185+ days.

** Prior year audited financial data available.

EVALUATION RESULTS

	Teachers	Students*	Parents*
Number of surveys returned	24	57	36
Percent satisfied with learning environment	100%	82.5%	97.3%
Percent satisfied with social and physical environment	100%	89.5%	94.5%
Percent satisfied with school-home relations	100%	92.9%	94.4%

*Only students at the highest elementary school grade level at this school and their parents were included.

Comprehensive detail, including definitions of ratings, performance criteria, and explanations of status, is available on www.ed.sc.gov and www.eoc.sc.gov as well as school and school district websites.

Printed versions are available from school districts upon request.

REPORT OF PRINCIPAL AND SCHOOL IMPROVEMENT COUNCIL

The 2012-13 year marked another year of success as the Wildcats earned the state Palmetto Gold Award for academic achievement and the Palmetto Silver Award for closing the achievement gap. Our focus on learning success was further validated by meeting Adequate Yearly Progress and receiving an overall grade of "A" based on the Federal Accountability System.

New initiatives included full implementation of a signature learning experience in Science, Technology, Engineering and Math (STEM) through an Engineering Lab as part of our related arts offerings. Students were exposed to the world of engineering through such events as Engineering Day, Engineering Open House for parents, "STEM" Career Day, along with a year-long collaboration with NASA astronaut, Colonel Patrick Forrester. Additionally, our newly-formed Jet-Toy Car Team placed second at Regional Competition earning them a trip to Detroit to compete nationally, where they received an award for Good Sportsmanship. And lastly, Mount Lebanon's school garden project was greatly expanded thanks to receipt of a state Farm-to-School grant.

Instructionally, kindergarten through 2nd grades implemented the Common Core State Standards while grades 3-6th prepared for full implementation next school year. After receiving training in Project-Based Learning, teachers provided extended learning experiences that required students to research, critically think, and solve real-world problems. Projects focused on the areas of STEM bringing greater insights for students on the importance of how these skills impact future career choices.

Programs experiencing continued success included our Olweus Bullying Prevention Program, Wildcat Code of Conduct – ROARS - Respect, Ownership, Attitude, Responsibility and Safety, and SMART (Start Making a Reader Today) Room supported by volunteers. Community collaboration was broadened this year as the Golden Hour Garden Club worked with our second graders to support their project-based learning experiences in the school garden, as well as our PTO hosted a Fall Festival in October and a Chili Cook-Off in January. The Wildcat Student Council participated in a service learning project to provide gifts for Anderson County foster children as well as sponsoring our annual Father-Daughter Dance and a Mother-Son Luau. Other programs included quarterly awards recognition, induction into Writers' Guild, Math Olympiads, Drama Club, Page Turners Book Club, Chimes, Chorus, Explore the Arts, Sunshine Math, and Student Council.

Key to our success was our focus on growing students as learners and collaboration within our entire school community. We look forward to expanding our unique STEM approach to learning and collectively building the critical skills needed for this 21st Century.

Mona Guy Fleming
 Tammy Smith
 Principal
 Chairperson

SIC

Abbreviations Key

N/A Not Applicable N/AV Not Available N/C Not Collected N/R Not Reported I/S Insufficient Sample TBD To be determined
 NI Newly Identified CSI Continuing School Improvement CA Corrective Action RP Plan to Restructure R Restructure DELAY School Improvement Status HOLD School Improvement Status