



SC Annual School Report Card Summary

Townville Elementary School
 Anderson 4
 Grades: PK-6 Enrollment: 249
 Principal: Denise B. Fredericks
 Superintendent: Lee M. D'Andrea, PhD
 Board Chair: Bud Durham

PERFORMANCE

Comprehensive detail, including definitions of ratings, performance criteria, and explanations of status, is available on www.ed.sc.gov and www.eoc.sc.gov as well as school and school district websites. Printed versions are available from school districts upon request.

YEAR	ABSOLUTE RATING	GROWTH RATING	PALMETTO GOLD AND SILVER AWARD		ESEA/FEDERAL ACCOUNTABILITY RATING SYSTEM	
			General Performance	Closing the Gap	ESEA Grade	Accountability Indicator
2013	Excellent	Good	TBD	TBD	A	Reward
2012	Excellent	Excellent	Gold	N/A	A	Reward
2011	Excellent	Excellent	Gold	Silver	Met	N/A

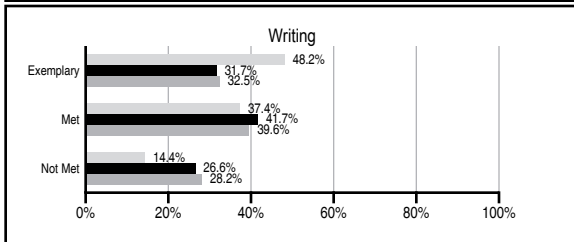
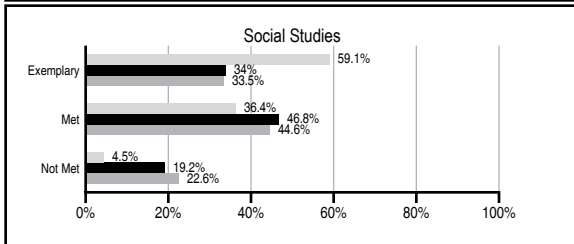
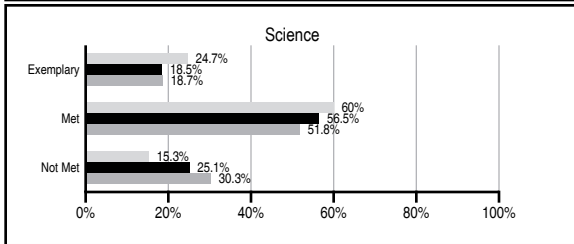
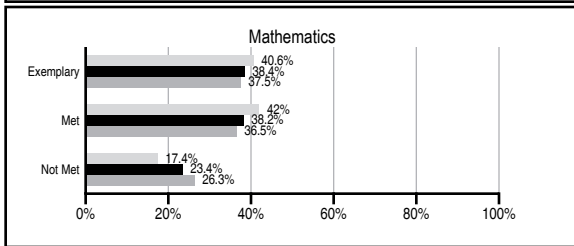
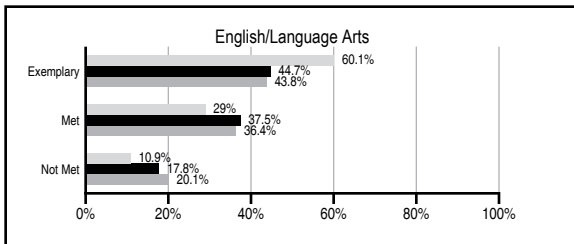
ABSOLUTE RATINGS OF ELEMENTARY SCHOOLS WITH STUDENTS LIKE OURS*

EXCELLENT	GOOD	AVERAGE	BELOW AVERAGE	AT-RISK
24	47	50	0	0

* Ratings are calculated with data available by 11/07/2013. Schools with Students Like Ours are Elementary Schools with Poverty Indices of no more than 5% above or below the index for this school.

PASS PERFORMANCE

Our School
 Elementary Schools with Students Like Ours
 Elementary schools statewide



NAEP PERFORMANCE*

* Performance reported for SC and nation, data not available at school level. Percentages at NAEP Achievement Levels.



SC PERFORMANCE VISION

By 2020 all students will graduate with the knowledge and skills necessary to compete successfully in the global economy, participate in a democratic society and contribute positively as members of families and communities.

Abbreviations Key

N/A Not Applicable N/AV Not Available N/C Not Collected N/R Not Reported I/S Insufficient Sample TBD To be determined

Townville Elementary School [Anderson 4]

SCHOOL PROFILE

	Our School	Change from Last Year	Elementary Schools with Students Like Ours	Median Elementary School
Students (n=249)				
Retention rate	1.9%	Down from 3.0%	1.3%	0.9%
Attendance rate	96.0%	Down from 96.3%	96.2%	96.3%
Served by gifted and talented program	8.7%	N/A	8.4%	7.2%
With disabilities	15.6%	N/A	13.7%	12.4%
Older than usual for grade	3.8%	N/A	2.2%	1.9%
Out-of-school suspensions or expulsions for violent and/or criminal offenses	0.0%	No Change	0.0%	0.0%
Teachers (n=20)				
Teachers with advanced degrees	85.0%	No Change	62.5%	62.5%
Continuing contract teachers	95.0%	Down from 100.0%	85.7%	83.3%
Teachers returning from previous year	93.0%	Up from 87.7%	89.2%	88.3%
Teacher attendance rate	92.5%	Down from 92.8%	95.0%	95.0%
Average teacher salary*	\$54,026	Up 4.5%	\$48,576	\$48,193
Classes not taught by highly qualified teachers	0.0%	No Change	0.0%	0.0%
Professional development days/teacher	17.0 days	Up from 11.7 days	11.2 days	11.0 days
School				
Principal's years at school	9.0	Up from 8.0	5.0	4.0
Student-teacher ratio in core subjects	18.9 to 1	Up from 3.4 to 1	20.2 to 1	20.1 to 1
Prime instructional time	87.2%	Up from 86.0%	90.0%	90.0%
Opportunities in the arts	Good	No Change	Good	Good
SACS accreditation	Yes	No Change	Yes	Yes
Parents attending conferences	100.0%	No Change	100.0%	100.0%
Character development program	Excellent	No Change	Excellent	Excellent
Dollars spent per pupil**	\$9,543	Up 3.1%	\$7,042	\$7,364
Percent of expenditures for instruction**	65.0%	Up from 62.3%	68.0%	68.0%
Percent of expenditures for teacher salaries**	63.0%	Up from 58.6%	66.0%	66.0%
ESEA composite index score	100.0	Up from 99.3	88.5	88.0

* Length of contract = 185+ days.

** Prior year audited financial data available.

EVALUATION RESULTS

	Teachers	Students*	Parents*
Number of surveys returned	17	30	20
Percent satisfied with learning environment	100%	96.7%	100%
Percent satisfied with social and physical environment	100%	89.6%	85%
Percent satisfied with school-home relations	94.4%	96.6%	90%

*Only students at the highest elementary school grade level at this school and their parents were included.

REPORT OF PRINCIPAL AND SCHOOL IMPROVEMENT COUNCIL

Building Each Child, Each Day is our commitment at Townville Elementary School. Our continued success was recognized at the state level by earning a Gold Flag for "General Performance" and an "Excellent" rating on the SC School Report Card for the 4th consecutive year. As a National Blue Ribbon School our efforts were recognized at the national level by receiving a rating of "A" as part of the Federal Accountability System.

The 2012-13 school year began the work of offering signature experiences in the area of leadership as teachers and staff members received training in "The Leader In Me" philosophy. Teachers provided project-based learning instruction offering students real-world projects focused in the areas of STEAM (Science, Technology, Engineering, Arts, and Math) with the end result of developing critical career skills. In our effort to ensure students are ready for the 21st Century, instruction was supplemented with latest technology to include interactive whiteboards, iPads, mobile laptop labs, student response systems, and virtual field trips. And at the core of all decisions, continued our understanding of the importance of having the instructional program driven by meaningful data.

Expanded learning and experiences included: SMART (Start Making A Reader Today) rooms in kindergarten through second grade; Reading by RIT reading block in grades three through six; ; archery club; TES Singers, Readers are Leaders; GOALpost before / after school activities; and band for sixth graders. Olweus, a bully prevention program, continued with all grade levels in an effort to educate students, staff, and community on how to best identify and respond to bullying events. Home and school communications were enhanced with regular parent conferences, School Fusion, Parent Portal, car-side chats, PTO meetings, Thursday folders, teacher phone calls, digital sign messages, and Edulink phone messenger. Additional activities beyond the school day included a talent show, science/math/literacy nights, Spring Fling, health fair, summer library hours, and cyber-safety workshops, and a 5K Turkey Trot. And in addition to devoted PTO officers and parent volunteers, Michelin Tire Corporation (US2) partnered with Townville in the Michelin Challenge Education program to provide 30+ mentors and tutors.

The staff and community share a commitment to ensure our children have quality educational experiences that will prepare them for a technological, global, and creative world. It is our duty and honor to serve our children ensuring they are productive, successful, and responsible citizens now and in the future.

Denise Fredericks
Principal

Comprehensive detail, including definitions of ratings, performance criteria, and explanations of status, is available on www.ed.sc.gov and www.eoc.sc.gov as well as school and school district websites.

Printed versions are available from school districts upon request.

Abbreviations Key

N/A Not Applicable N/AV Not Available N/C Not Collected N/R Not Reported I/S Insufficient Sample TBD To be determined

NI Newly Identified CSI Continuing School Improvement CA Corrective Action RP Plan to Restructure R Restructure DELAY School Improvement Status HOLD School Improvement Status