



SC Annual School Report Card Summary

Pendleton Elementary School
 Anderson 4
 Grades: PK-6 Enrollment: 384
 Principal: Adam D. Dymond
 Superintendent: Lee M. D'Andrea, PhD
 Board Chair: Bud Durham

PERFORMANCE

Comprehensive detail, including definitions of ratings, performance criteria, and explanations of status, is available on www.ed.sc.gov and www.eoc.sc.gov as well as school and school district websites. Printed versions are available from school districts upon request.

YEAR	ABSOLUTE RATING	GROWTH RATING	PALMETTO GOLD AND SILVER AWARD		ESEA/FEDERAL ACCOUNTABILITY RATING SYSTEM	
			General Performance	Closing the Gap	ESEA Grade	Accountability Indicator
2013	Good	Average	TBD	TBD	A	N/A
2012	Good	Good	Silver	N/A	A	Reward
2011	Average	Excellent	Gold	Silver	Met	N/A

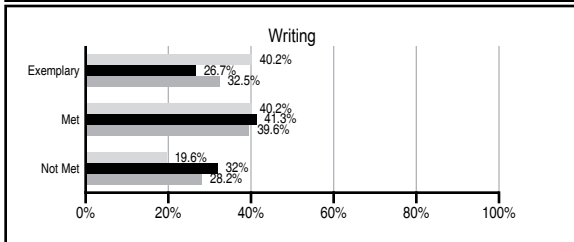
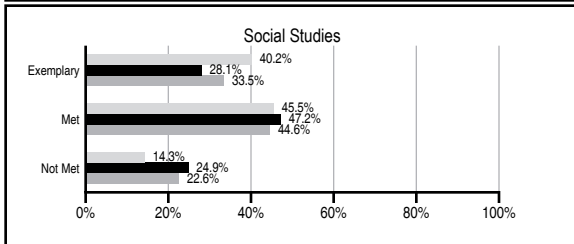
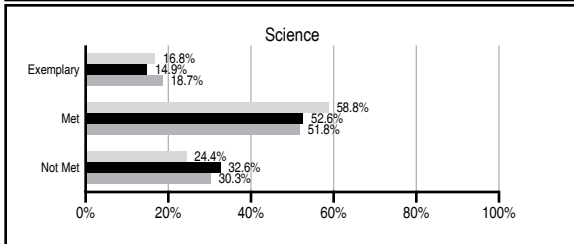
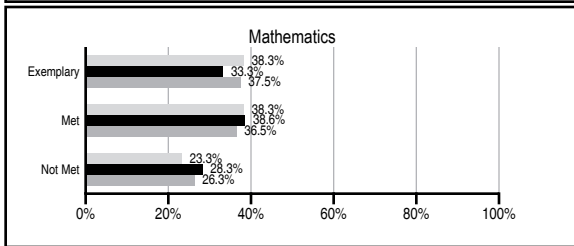
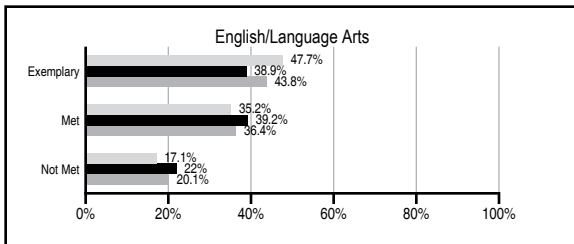
ABSOLUTE RATINGS OF ELEMENTARY SCHOOLS WITH STUDENTS LIKE OURS*

EXCELLENT	GOOD	AVERAGE	BELOW AVERAGE	AT-RISK
14	27	86	6	1

* Ratings are calculated with data available by 11/07/2013. Schools with Students Like Ours are Elementary Schools with Poverty Indices of no more than 5% above or below the index for this school.

PASS PERFORMANCE

Our School
 Elementary Schools with Students Like Ours
 Elementary schools statewide



NAEP PERFORMANCE*

* Performance reported for SC and nation, data not available at school level. Percentages at NAEP Achievement Levels.



SC PERFORMANCE VISION

By 2020 all students will graduate with the knowledge and skills necessary to compete successfully in the global economy, participate in a democratic society and contribute positively as members of families and communities.

Abbreviations Key

N/A Not Applicable N/AV Not Available N/C Not Collected N/R Not Reported I/S Insufficient Sample TBD To be determined

Pendleton Elementary School [Anderson 4]

SCHOOL PROFILE

	Our School	Change from Last Year	Elementary Schools with Students Like Ours	Median Elementary School
Students (n=384)				
Retention rate	3.1%	Up from 1.6%	1.1%	0.9%
Attendance rate	95.8%	Down from 96.6%	96.0%	96.3%
Served by gifted and talented program	6.2%	N/A	5.8%	7.2%
With disabilities	15.9%	N/A	14.0%	12.4%
Older than usual for grade	3.3%	N/A	2.4%	1.9%
Out-of-school suspensions or expulsions for violent and/or criminal offenses	0.0%	No Change	0.0%	0.0%
Teachers (n=32)				
Teachers with advanced degrees	56.3%	Down from 70.0%	61.4%	62.5%
Continuing contract teachers	68.8%	Down from 83.3%	83.8%	83.3%
Teachers returning from previous year	80.4%	Down from 84.8%	88.5%	88.3%
Teacher attendance rate	94.8%	Down from 96.6%	94.7%	95.0%
Average teacher salary*	\$47,226	Down 2.5%	\$47,712	\$48,193
Classes not taught by highly qualified teachers	0.0%	No Change	0.0%	0.0%
Professional development days/teacher	9.1 days	Down from 10.5 days	11.4 days	11.0 days
School				
Principal's years at school	1.0	Down from 2.0	4.0	4.0
Student-teacher ratio in core subjects	19.9 to 1	Up from 19.5 to 1	19.9 to 1	20.1 to 1
Prime instructional time	89.8%	Down from 91.2%	89.6%	90.0%
Opportunities in the arts	Good	Down from Excellent	Good	Good
SACS accreditation	Yes	No Change	Yes	Yes
Parents attending conferences	100.0%	No Change	100.0%	100.0%
Character development program	Excellent	No Change	Excellent	Excellent
Dollars spent per pupil**	\$10,570	Up 0.9%	\$7,378	\$7,364
Percent of expenditures for instruction**	66.0%	Up from 65.8%	68.0%	68.0%
Percent of expenditures for teacher salaries**	64.0%	Up from 62.7%	65.0%	66.0%
ESEA composite index score	91.5	Down from 98.4	85.0	88.0

* Length of contract = 185+ days.

** Prior year audited financial data available.

EVALUATION RESULTS

	Teachers	Students*	Parents*
Number of surveys returned	27	46	30
Percent satisfied with learning environment	92.5%	91.3%	83.3%
Percent satisfied with social and physical environment	100%	88.7%	90%
Percent satisfied with school-home relations	85.2%	82.2%	80%

*Only students at the highest elementary school grade level at this school and their parents were included.

REPORT OF PRINCIPAL AND SCHOOL IMPROVEMENT COUNCIL

Personalization, rigor, community, and global are themes that capture the successes of the 2012-13 year. Students, staff, and parents collectively contributed to Pendleton Elementary meeting all federal "No Child Left Behind" Adequate Yearly Progress (AYP) goals and being awarded Silver by the SC Department of Education for academic achievement.

New initiatives this year included Montessori education, which offered parents a non-traditional learning environment utilizing multi-age and non-graded approaches to skill mastery in 4/5K. The 3rd – 5th grade teachers partnered with Clemson University and participated in the National Writing Project, a year-long training focused on best practices in the area of teaching writing. Based on the Ron Clark Academy's RCA House Program, our school was divided into three different themed houses (Courage, To Dream, and Friendship), where students earned points for their house for such things as citizenship, behavior, academics, and getting caught meeting school-wide expectations.

Sixteen staff members visited the Ron Clark Academy where they learned out-of-the-box and innovative approaches to learning resulting in great levels of engagement and achievement. All staff members participated in Project-Based Learning professional development. Students completed real-world projects using creativity, collaboration, problem solving, and critical thinking through hands-on activities. Lastly, our teachers in K-2 implemented the Common Core State Standards while grades 3-6 prepared for full implementation next school year.

We continued our "College Bound" initiative where faculty and students wear "College Bound" t-shirts on spirit day Fridays and participate in the college bound rallying cheer each week. Other programs offered included the Writer's Walk of Fame, Student of the Month Wall, Olweus Bullying Prevention Program, Clemson Greek Council mentoring Program, and GoalPOST, an after school program. Students also had the opportunity to participate in the Wrestling Club, Archery Club, Honors Choir, Explore the Arts, Step Team, Recycling Club, and The Good News Club. Service learning projects included Jump Rope for Heart, United Way, Relay for Life, Wrestling for a Cause, and our Memory Garden. And, once again we had a winning team to participate in the Ron Clark Academy Model United Nations.

Preparing Every Student for Academic Achievement is our continued mission. We understand the importance of teaching cooperation, punctual and regular attendance while developing responsibility, respect for others, and personal resourcefulness in each student. We invite all community members to be a part of this important work of preparing good citizens with the skills to succeed in our global world.

Adam D. Dymond, Principal ☐☐☐Rebecca Coffey, SIC Chair

Comprehensive detail, including definitions of ratings, performance criteria, and explanations of status, is available on www.ed.sc.gov and www.eoc.sc.gov as well as school and school district websites.

Printed versions are available from school districts upon request.

Abbreviations Key

N/A Not Applicable N/AV Not Available N/C Not Collected N/R Not Reported I/S Insufficient Sample TBD To be determined

NI Newly Identified CSI Continuing School Improvement CA Corrective Action RP Plan to Restructure R Restructure DELAY School Improvement Status HOLD School Improvement Status