

# SC Annual School Report Card Summary

La France Elementary School  
 Anderson 4  
 Grades: PK-6 Enrollment: 415  
 Principal: Hope Morgan Atyeo  
 Superintendent: Lee M. D'Andrea, PhD  
 Board Chair: Bud Durham

## PERFORMANCE

Comprehensive detail, including definitions of ratings, performance criteria, and explanations of status, is available on [www.ed.sc.gov](http://www.ed.sc.gov) and [www.eoc.sc.gov](http://www.eoc.sc.gov) as well as school and school district websites. Printed versions are available from school districts upon request.

YEAR	ABSOLUTE RATING	GROWTH RATING	PALMETTO GOLD AND SILVER AWARD		ESEA/FEDERAL ACCOUNTABILITY RATING SYSTEM	
			General Performance	Closing the Gap	ESEA Grade	Accountability Indicator
2013	Good	Average	TBD	TBD	A	Reward
2012	Good	Average	N/A	N/A	A	Reward
2011	Good	Average	Silver	N/A	Met	N/A

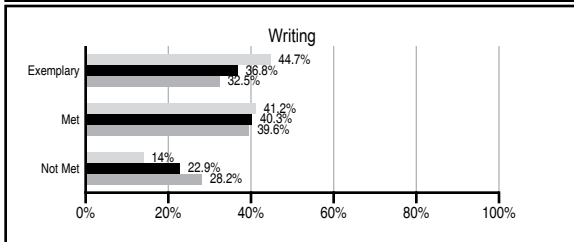
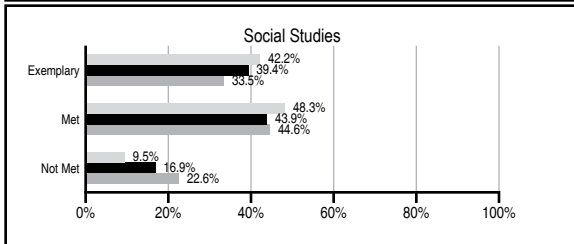
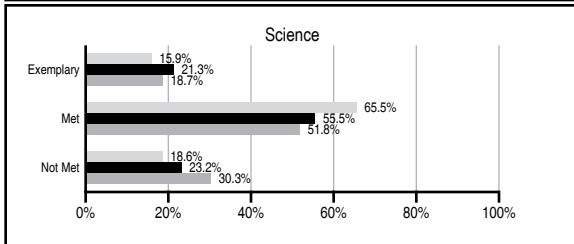
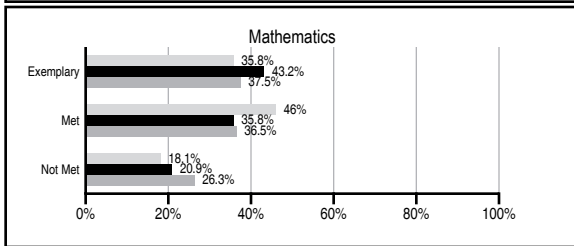
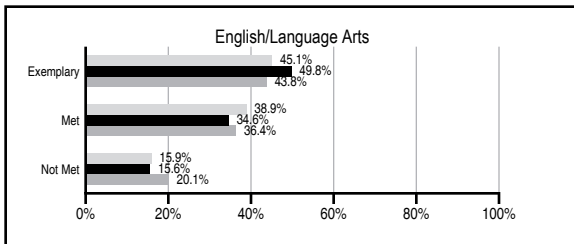
## ABSOLUTE RATINGS OF ELEMENTARY SCHOOLS WITH STUDENTS LIKE OURS\*

EXCELLENT	GOOD	AVERAGE	BELOW AVERAGE	AT-RISK
39	40	23	0	1

\* Ratings are calculated with data available by 11/07/2013. Schools with Students Like Ours are Elementary Schools with Poverty Indices of no more than 5% above or below the index for this school.


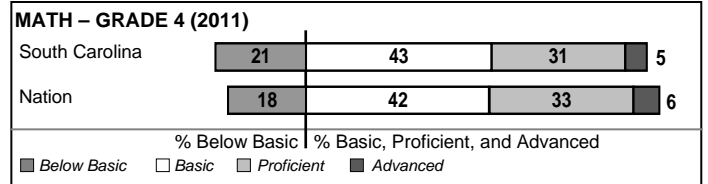
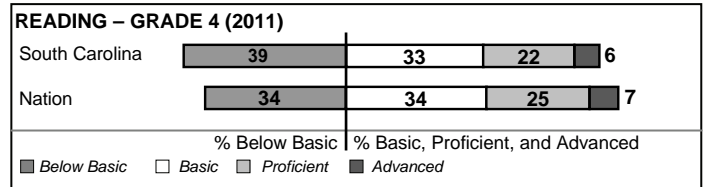
## PASS PERFORMANCE

Our School
  Elementary Schools with Students Like Ours
  Elementary schools statewide



## NAEP PERFORMANCE\*

\* Performance reported for SC and nation, data not available at school level. Percentages at NAEP Achievement Levels.



## SC PERFORMANCE VISION

*By 2020 all students will graduate with the knowledge and skills necessary to compete successfully in the global economy, participate in a democratic society and contribute positively as members of families and communities.*

### Abbreviations Key

N/A Not Applicable N/AV Not Available N/C Not Collected N/R Not Reported I/S Insufficient Sample TBD To be determined

# La France Elementary School [Anderson 4]

## SCHOOL PROFILE

	Our School	Change from Last Year	Elementary Schools with Students Like Ours	Median Elementary School
<b>Students (n=415)</b>				
Retention rate	0.9%	Down from 1.1%	0.9%	0.9%
Attendance rate	96.2%	Down from 96.4%	96.4%	96.3%
Served by gifted and talented program	9.5%	N/A	9.5%	7.2%
With disabilities	10.6%	N/A	12.3%	12.4%
Older than usual for grade	2.7%	N/A	1.7%	1.9%
Out-of-school suspensions or expulsions for violent and/or criminal offenses	0.0%	No Change	0.0%	0.0%
<b>Teachers (n=28)</b>				
Teachers with advanced degrees	64.3%	Down from 67.9%	64.0%	62.5%
Continuing contract teachers	82.1%	Down from 92.9%	86.8%	83.3%
Teachers returning from previous year	88.8%	Down from 92.0%	89.7%	88.3%
Teacher attendance rate	93.9%	Up from 89.8%	95.0%	95.0%
Average teacher salary*	\$47,987	Down 2.5%	\$49,232	\$48,193
Classes not taught by highly qualified teachers	0.0%	No Change	0.0%	0.0%
Professional development days/teacher	10.9 days	Up from 10.3 days	11.5 days	11.0 days
<b>School</b>				
Principal's years at school	6.5	Down from 7.0	5.0	4.0
Student-teacher ratio in core subjects	23.0 to 1	Up from 18.3 to 1	20.7 to 1	20.1 to 1
Prime instructional time	88.0%	Up from 84.5%	90.2%	90.0%
Opportunities in the arts	Good	No Change	Good	Good
SACS accreditation	Yes	No Change	Yes	Yes
Parents attending conferences	100.0%	No Change	100.0%	100.0%
Character development program	Excellent	No Change	Excellent	Excellent
Dollars spent per pupil**	\$7,378	Down 11.1%	\$7,148	\$7,364
Percent of expenditures for instruction**	70.0%	Up from 67.2%	69.0%	68.0%
Percent of expenditures for teacher salaries**	68.0%	Up from 64.4%	66.0%	66.0%
ESEA composite index score	94.8	Up from 92.9	90.3	88.0

\* Length of contract = 185+ days.

\*\* Prior year audited financial data available.

## REPORT OF PRINCIPAL AND SCHOOL IMPROVEMENT COUNCIL

The 2012-13 school year was an exceptional year filled with opportunities, accomplishments, and program excellence. Efforts by our students, parents, school improvement council (SIC), and Parent Teacher Organization (PTO) combined with our faculty and staff's initiative and vision, produced significant results in many areas. At the top of the list included receiving a grade of "A" from the Elementary and Secondary Education Act (ESEA) Federal Accountability System.

Our teachers delivered flexible instruction after carefully analyzing data from individual student MAP (Measures of Academic Progress) scores from our students in kindergarten through sixth grades. In addition, Title I funds afforded the continuation of our reading and math specialist position as well as aided in lowering class size in grade five.

Students and staff are continuing to experience the core curriculum content through activities, projects, and discoveries that integrate art, music, physical education, creative writing and technology. Faculty participation in Kennedy Center workshops impacted instruction by bringing movement, drama, art, and music into the classroom resulting in greater learning retention. Student engagement continues to help our students be better problem solvers and more equipped to succeed in an ever-changing world.

Together, with volunteers, PTO, SIC, and business partnerships, students are being well-prepared for the 21st century. At La France Elementary School, Learning Equals Success!

Hope Morgan Atyeo  
Principal

Leigh Hines  
SIC Chairperson

## EVALUATION RESULTS

	Teachers	Students*	Parents*
Number of surveys returned	10	65	17
Percent satisfied with learning environment	100%	69.2%	64.7%
Percent satisfied with social and physical environment	100%	80%	82.3%
Percent satisfied with school-home relations	100%	86%	70.6%

\*Only students at the highest elementary school grade level at this school and their parents were included.

Comprehensive detail, including definitions of ratings, performance criteria, and explanations of status, is available on [www.ed.sc.gov](http://www.ed.sc.gov) and [www.eoc.sc.gov](http://www.eoc.sc.gov) as well as school and school district websites.

Printed versions are available from school districts upon request.

### Abbreviations Key

N/A Not Applicable N/AV Not Available N/C Not Collected N/R Not Reported I/S Insufficient Sample TBD To be determined  
NI Newly Identified CSI Continuing School Improvement CA Corrective Action RP Plan to Restructure R Restructure DELAY School Improvement Status HOLD School Improvement Status