



# SC Annual School Report Card Summary

Starr Elementary  
 Anderson 3  
 Grades: PK-5 Enrollment: 410  
 Principal: Melissa Davis  
 Superintendent: Dr. Mason Gary  
 Board Chair: Curtis Wiles

## PERFORMANCE

Comprehensive detail, including definitions of ratings, performance criteria, and explanations of status, is available on [www.ed.sc.gov](http://www.ed.sc.gov) and [www.eoc.sc.gov](http://www.eoc.sc.gov) as well as school and school district websites. Printed versions are available from school districts upon request.

YEAR	ABSOLUTE RATING	GROWTH RATING	PALMETTO GOLD AND SILVER AWARD		ESEA/FEDERAL ACCOUNTABILITY RATING SYSTEM	
			General Performance	Closing the Gap	ESEA Grade	Accountability Indicator
2013	Good	Good	TBD	TBD	A	Reward
2012	Good	Good	Silver	N/A	B	Reward
2011	Good	Good	Silver	N/A	Met	N/A

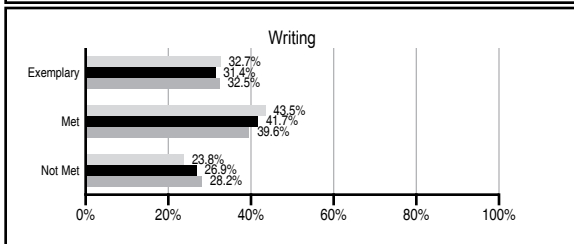
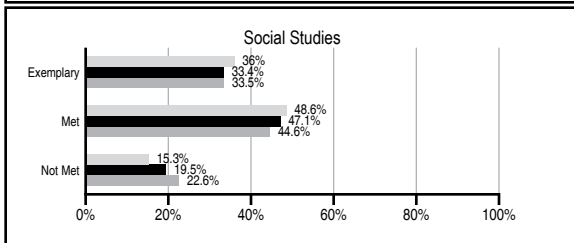
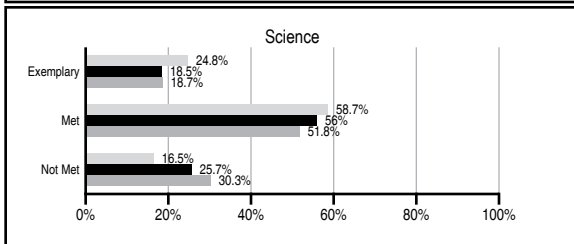
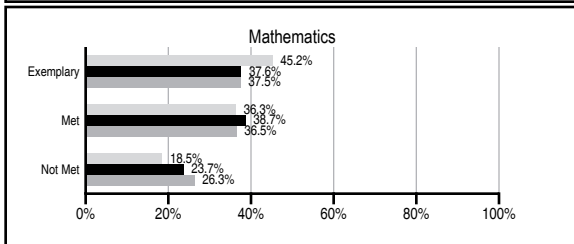
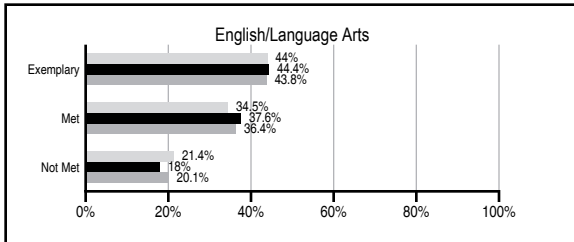
## ABSOLUTE RATINGS OF ELEMENTARY SCHOOLS WITH STUDENTS LIKE OURS\*

EXCELLENT	GOOD	AVERAGE	BELOW AVERAGE	AT-RISK
21	44	53	0	0

\* Ratings are calculated with data available by 11/07/2013. Schools with Students Like Ours are Elementary Schools with Poverty Indices of no more than 5% above or below the index for this school.

## PASS PERFORMANCE

Our School
  Elementary Schools with Students Like Ours
  Elementary schools statewide



## NAEP PERFORMANCE\*

\* Performance reported for SC and nation, data not available at school level. Percentages at NAEP Achievement Levels.



## SC PERFORMANCE VISION

*By 2020 all students will graduate with the knowledge and skills necessary to compete successfully in the global economy, participate in a democratic society and contribute positively as members of families and communities.*

### Abbreviations Key

N/A Not Applicable N/AV Not Available N/C Not Collected N/R Not Reported I/S Insufficient Sample TBD To be determined

# Starr Elementary [Anderson 3]

## SCHOOL PROFILE

	Our School	Change from Last Year	Elementary Schools with Students Like Ours	Median Elementary School
<b>Students (n=410)</b>				
Retention rate	4.7%	Up from 2.1%	1.3%	0.9%
Attendance rate	95.9%	Down from 96.3%	96.2%	96.3%
Served by gifted and talented program	5.0%	N/A	7.9%	7.2%
With disabilities	13.6%	N/A	13.7%	12.4%
Older than usual for grade	3.7%	N/A	2.3%	1.9%
Out-of-school suspensions or expulsions for violent and/or criminal offenses	0.0%	No Change	0.0%	0.0%
<b>Teachers (n=27)</b>				
Teachers with advanced degrees	51.9%	Up from 46.2%	62.5%	62.5%
Continuing contract teachers	88.9%	Down from 96.2%	85.7%	83.3%
Teachers returning from previous year	88.5%	Down from 91.2%	89.2%	88.3%
Teacher attendance rate	94.1%	Up from 93.7%	95.0%	95.0%
Average teacher salary*	\$46,918	Up 0.1%	\$48,652	\$48,193
Classes not taught by highly qualified teachers	0.0%	No Change	0.0%	0.0%
Professional development days/teacher	2.1 days	Down from 7.5 days	11.2 days	11.0 days
<b>School</b>				
Principal's years at school	3.0	No Change	5.0	4.0
Student-teacher ratio in core subjects	20.1 to 1	Up from 18.4 to 1	20.2 to 1	20.1 to 1
Prime instructional time	88.9%	Down from 89.2%	89.9%	90.0%
Opportunities in the arts	Good	No Change	Good	Good
SACS accreditation	Yes	No Change	Yes	Yes
Parents attending conferences	100.0%	Up from 99.4%	100.0%	100.0%
Character development program	Good	Down from Excellent	Excellent	Excellent
Dollars spent per pupil**	\$8,001	Down 0.1%	\$7,043	\$7,364
Percent of expenditures for instruction**	61.0%	Down from 63.0%	68.0%	68.0%
Percent of expenditures for teacher salaries**	59.0%	Down from 61.2%	66.0%	66.0%
ESEA composite index score	98.2	Up from 86.6	88.3	88.0

\* Length of contract = 185+ days.

\*\* Prior year audited financial data available.

## EVALUATION RESULTS

	Teachers	Students*	Parents*
Number of surveys returned	27	66	47
Percent satisfied with learning environment	100%	87.9%	95.8%
Percent satisfied with social and physical environment	100%	87.9%	93.7%
Percent satisfied with school-home relations	96.3%	84.9%	95.9%

\*Only students at the highest elementary school grade level at this school and their parents were included.

## REPORT OF PRINCIPAL AND SCHOOL IMPROVEMENT COUNCIL

The faculty and staff at Starr Elementary are dedicated to helping each student meet and exceed their individual abilities and helping them develop to their fullest potential. Starr Elementary served 410 students in kindergarten through fifth grade during the 2012-2013 school year. All grade levels at Starr Elementary hold students accountable for mastering the state standards and striving for excellence as they are emerged with character building traits to help them in all facets of life. Starr Elementary hosted a district Jet Toy competition. The first and second place teams competed in the regional competition hosted in Clemson, S.C. Our group of three fifth graders won the competition and then flew to Detroit, Michigan to compete in the International Competition. Although we did not finish in the top three, we did come home with sportsmanship medals. For the second year in a row, Starr received a Palmetto Silver Incentive Award from the South Carolina Department of Education. The curriculum at Starr is driven by data. Academically, Starr has enriched each classroom with a literacy base environment. Starr continues to use MAP testing to help our staff better identify the strengths and weaknesses of the curriculum and their students. Benchmark assessments are given to find each child's reading level. The data driven instruction allows teachers to better meet the needs of each individual student. Many improvements have been made at Starr Elementary through the active involvement and teamwork of our faculty and staff, PTO members, parents and community members. Starr is very fortunate to have a very active and supportive PTO that helps foster the relationship between the school, home and community. With the involvement of the PTO, faculty, staff, and community, Starr Elementary hosted a Spring Fling, sponsored school dances, teacher appreciation luncheon, organized 5th grade end of year fun day, Santa's Workshop, supported our Box Top Drive, and assisted with Field Days. Many parents have volunteered numerous hours giving of their time, energy, and support to help Starr shine bright in all areas. This year we partnered with Michelin to incorporate a mentoring program. Michelin employees came once a week and mentored some of our students. This program had a tremendous impact on our students. Throughout the year, Starr conducted several award ceremonies to reward students with good grades, accelerated reader points, and terrific kids. At the end of the year Starr honored our kindergarten and 5th grade students with a graduation ceremony. Students 1st through 5th were honored during an Award's Ceremony for their achievements throughout the school year. Our fourth grade teacher, Rebekah Johnson, was selected by the faculty as our Teacher of the Year. Starr Elementary strives to personally touch the lives of each student. Together with our parents and community, we are dedicated to providing our students with exciting and motivating learning experiences that will make a positive impact on each child preparing them with the necessary skills to compete in the 21st Century.

Melissa Davis, Principal  
Sharon Mosteller, SIC Chairperson

Comprehensive detail, including definitions of ratings, performance criteria, and explanations of status, is available on [www.ed.sc.gov](http://www.ed.sc.gov) and [www.eoc.sc.gov](http://www.eoc.sc.gov) as well as school and school district websites.

Printed versions are available from school districts upon request.

### Abbreviations Key

N/A Not Applicable N/AV Not Available N/C Not Collected N/R Not Reported I/S Insufficient Sample TBD To be determined

NI Newly Identified CSI Continuing School Improvement CA Corrective Action RP Plan to Restructure R Restructure DELAY School Improvement Status HOLD School Improvement Status