



SC Annual School Report Card Summary

Iva Elementary School
 Anderson 3
 Grades: PK-5 Enrollment: 391
 Principal: Eric Hughes
 Superintendent: Dr. Mason Gary
 Board Chair: Curtis Wiles

PERFORMANCE

Comprehensive detail, including definitions of ratings, performance criteria, and explanations of status, is available on www.ed.sc.gov and www.eoc.sc.gov as well as school and school district websites. Printed versions are available from school districts upon request.

YEAR	ABSOLUTE RATING	GROWTH RATING	PALMETTO GOLD AND SILVER AWARD		ESEA/FEDERAL ACCOUNTABILITY RATING SYSTEM	
			General Performance	Closing the Gap	ESEA Grade	Accountability Indicator
2013	Good	Average	TBD	TBD	A	Reward
2012	Good	Excellent	Gold	N/A	B	Reward
2011	Average	Average	Silver	N/A	Not Met	N/A

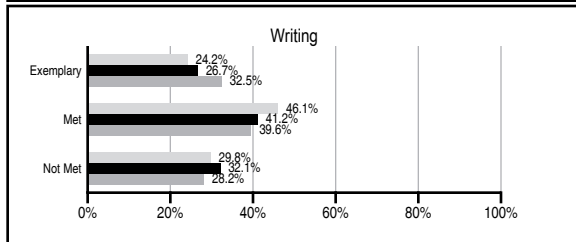
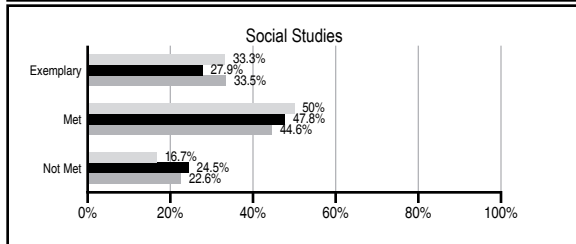
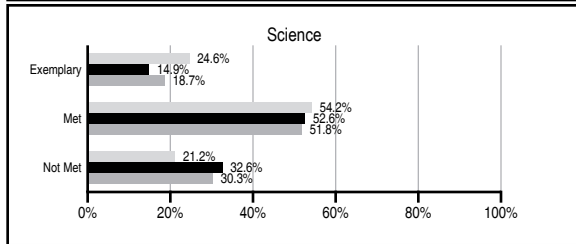
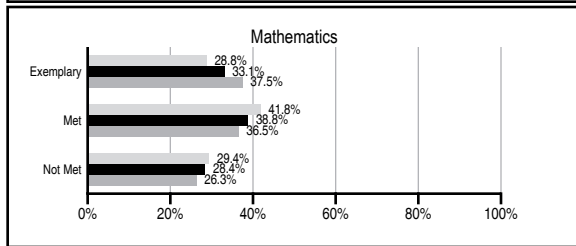
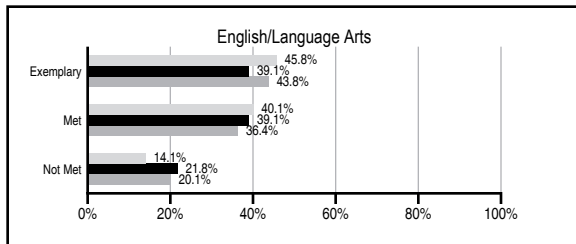
ABSOLUTE RATINGS OF ELEMENTARY SCHOOLS WITH STUDENTS LIKE OURS*

EXCELLENT	GOOD	AVERAGE	BELOW AVERAGE	AT-RISK
13	28	84	6	1

* Ratings are calculated with data available by 11/07/2013. Schools with Students Like Ours are Elementary Schools with Poverty Indices of no more than 5% above or below the index for this school.

PASS PERFORMANCE

Our School
 Elementary Schools with Students Like Ours
 Elementary schools statewide



NAEP PERFORMANCE*

* Performance reported for SC and nation, data not available at school level. Percentages at NAEP Achievement Levels.



SC PERFORMANCE VISION

By 2020 all students will graduate with the knowledge and skills necessary to compete successfully in the global economy, participate in a democratic society and contribute positively as members of families and communities.

Abbreviations Key

N/A Not Applicable N/AV Not Available N/C Not Collected N/R Not Reported I/S Insufficient Sample TBD To be determined

Iva Elementary School [Anderson 3]

SCHOOL PROFILE

	Our School	Change from Last Year	Elementary Schools with Students Like Ours	Median Elementary School
Students (n=391)				
Retention rate	4.6%	Up from 3.0%	1.1%	0.9%
Attendance rate	95.8%	Down from 96.0%	96.0%	96.3%
Served by gifted and talented program	4.2%	N/A	5.9%	7.2%
With disabilities	15.5%	N/A	14.1%	12.4%
Older than usual for grade	4.4%	N/A	2.4%	1.9%
Out-of-school suspensions or expulsions for violent and/or criminal offenses	0.0%	No Change	0.0%	0.0%
Teachers (n=27)				
Teachers with advanced degrees	81.5%	Down from 84.6%	61.4%	62.5%
Continuing contract teachers	96.3%	Down from 100.0%	83.8%	83.3%
Teachers returning from previous year	94.9%	Up from 92.5%	88.5%	88.3%
Teacher attendance rate	94.5%	Down from 96.0%	94.7%	95.0%
Average teacher salary*	\$50,902	Up 3.0%	\$47,852	\$48,193
Classes not taught by highly qualified teachers	0.0%	No Change	0.0%	0.0%
Professional development days/teacher	11.5 days	Up from 10.2 days	11.4 days	11.0 days
School				
Principal's years at school	12.0	Up from 11.0	4.0	4.0
Student-teacher ratio in core subjects	19.5 to 1	Down from 20.4 to 1	20.1 to 1	20.1 to 1
Prime instructional time	89.6%	Down from 91.5%	89.6%	90.0%
Opportunities in the arts	Good	No Change	Good	Good
SACS accreditation	Yes	No Change	Yes	Yes
Parents attending conferences	100.0%	No Change	100.0%	100.0%
Character development program	Excellent	No Change	Excellent	Excellent
Dollars spent per pupil**	\$7,942	Up 16.3%	\$7,291	\$7,364
Percent of expenditures for instruction**	61.0%	Down from 65.4%	68.0%	68.0%
Percent of expenditures for teacher salaries**	59.0%	Down from 63.1%	65.0%	66.0%
ESEA composite index score	95.6	Up from 85.3	84.5	88.0

* Length of contract = 185+ days.

** Prior year audited financial data available.

EVALUATION RESULTS

	Teachers	Students*	Parents*
Number of surveys returned	25	61	38
Percent satisfied with learning environment	96%	90.1%	89.4%
Percent satisfied with social and physical environment	100%	91.8%	97.3%
Percent satisfied with school-home relations	96%	77%	92.1%

*Only students at the highest elementary school grade level at this school and their parents were included.

REPORT OF PRINCIPAL AND SCHOOL IMPROVEMENT COUNCIL

The mission of Anderson School District 3 is, Embrace. Inspire. Challenge.

Every Student.....Every Day. The faculty and staff at Iva Elementary School strives to fulfill this mission each day. We are committed to serving children according to their individual needs and helping them develop to their fullest potential. At Iva Elementary, our students are held accountable for learning state standards, striving toward high achievement, and learning to respect themselves as well as others. During the 2012-2013 school year, Iva Elementary served 434 students in four year old kindergarten through fifth grade.

Iva is fully accredited by the Southern Association of Colleges and Schools and has an all-clear status from the State Department of Education. Parents and visitors are always welcome and our staff truly cares about the children in our community. MAP Testing continued at Iva Elementary this year to help staff better identify the strengths and weaknesses of our curriculum. This year we started using the Fountas and Pinnell Reading Benchmark Assessment to enable us to better assist the students at their individual reading level.

This year Iva Elementary School was recognized, for the sixth time, with a Palmetto Award from the State Department of Education. Iva Elementary received the Gold Award based on overall academic achievement made by students on the PASS Test from 2011 – 2012. The improvements seen at Iva Elementary are made because of the team work provided by our faculty, staff, hard working students, caring parents, and supportive community.

Iva Elementary is very fortunate to have a supportive PTO that works diligently to foster closer relations between home and school. Many parents spend hours giving of their time, energy, and resources to help Iva succeed in all areas. This year our PTO supported our Box Top Drive, assisted in the purchase of classroom rugs, donated candy for our community wide Trick-or-Treat Night, assisted with picture days, volunteered at Santa's Workshop, sponsored our PASS Reward dance, volunteered and supplied snacks and drinks during field day, and donated prizes and medals to encourage students to set a goal of being on the yearly Honor Roll. Our K-4 teacher, Mrs. Jill Finley, was selected by the faculty as our Teacher of the Year.

As professional educators, we believe in order for education to be successful, it must not only inform but inspire and we are dedicated to providing instruction that motivates our children to learn. We are grateful for the wonderful help and support we always receive.

Eric Hughes, Principal, Sherri Phillips, SIC Chairperson

Comprehensive detail, including definitions of ratings, performance criteria, and explanations of status, is available on www.ed.sc.gov and www.eoc.sc.gov as well as school and school district websites.

Printed versions are available from school districts upon request.

Abbreviations Key

N/A Not Applicable N/AV Not Available N/C Not Collected N/R Not Reported I/S Insufficient Sample TBD To be determined

NI Newly Identified CSI Continuing School Improvement CA Corrective Action RP Plan to Restructure R Restructure DELAY School Improvement Status HOLD School Improvement Status