



SC Annual School Report Card Summary

Wright Elementary School
 Anderson 2
 Grades: K-6 Enrollment: 188
 Principal: Mrs. Laurie McCall
 Superintendent: Thomas T. Chapman
 Board Chair: Dr. Danny Hawkins

PERFORMANCE

Comprehensive detail, including definitions of ratings, performance criteria, and explanations of status, is available on www.ed.sc.gov and www.eoc.sc.gov as well as school and school district websites. Printed versions are available from school districts upon request.

YEAR	ABSOLUTE RATING	GROWTH RATING	PALMETTO GOLD AND SILVER AWARD		ESEA/FEDERAL ACCOUNTABILITY RATING SYSTEM	
			General Performance	Closing the Gap	ESEA Grade	Accountability Indicator
2013	Excellent	Good	TBD	TBD	A	N/A
2012	Excellent	Excellent	Gold	Gold	A	N/A
2011	Excellent	Excellent	Gold	N/A	Met	N/A

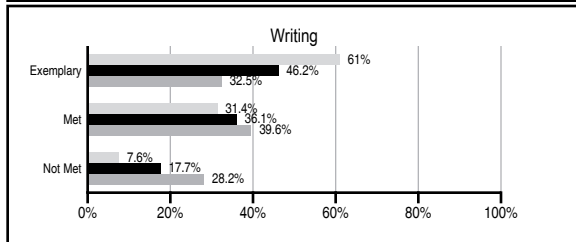
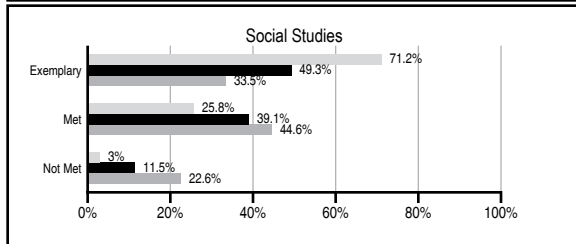
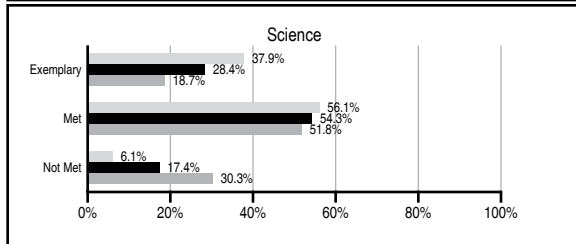
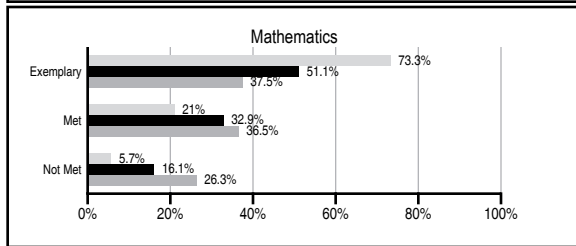
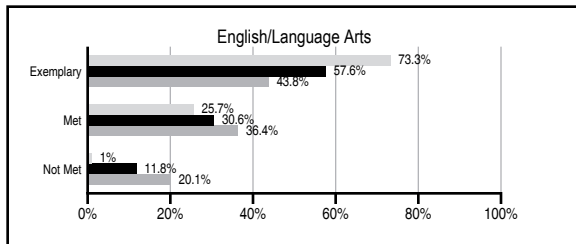
ABSOLUTE RATINGS OF ELEMENTARY SCHOOLS WITH STUDENTS LIKE OURS*

EXCELLENT	GOOD	AVERAGE	BELOW AVERAGE	AT-RISK
31	6	0	1	0

* Ratings are calculated with data available by 11/07/2013. Schools with Students Like Ours are Elementary Schools with Poverty Indices of no more than 5% above or below the index for this school.

PASS PERFORMANCE

Our School
 Elementary Schools with Students Like Ours
 Elementary schools statewide



NAEP PERFORMANCE*

* Performance reported for SC and nation, data not available at school level. Percentages at NAEP Achievement Levels.



SC PERFORMANCE VISION

By 2020 all students will graduate with the knowledge and skills necessary to compete successfully in the global economy, participate in a democratic society and contribute positively as members of families and communities.

Abbreviations Key

N/A Not Applicable N/AV Not Available N/C Not Collected N/R Not Reported I/S Insufficient Sample TBD To be determined

Wright Elementary School [Anderson 2]

SCHOOL PROFILE

	Our School	Change from Last Year	Elementary Schools with Students Like Ours	Median Elementary School
Students (n=188)				
Retention rate	0.5%	No Change	0.6%	0.9%
Attendance rate	96.8%	No Change	96.8%	96.3%
Served by gifted and talented program	18.9%	N/A	14.5%	7.2%
With disabilities	15.8%	N/A	9.9%	12.4%
Older than usual for grade	0.0%	N/A	1.4%	1.9%
Out-of-school suspensions or expulsions for violent and/or criminal offenses	0.0%	No Change	0.0%	0.0%
Teachers (n=10)				
Teachers with advanced degrees	80.0%	Up from 75.0%	68.4%	62.5%
Continuing contract teachers	100.0%	Up from 91.7%	90.3%	83.3%
Teachers returning from previous year	85.6%	Down from 89.6%	90.4%	88.3%
Teacher attendance rate	100.0%	Up from 96.4%	94.7%	95.0%
Average teacher salary*	\$53,060	Up 4.9%	\$50,190	\$48,193
Classes not taught by highly qualified teachers	0.0%	No Change	0.0%	0.0%
Professional development days/teacher	29.9 days	Up from 23.4 days	11.5 days	11.0 days
School				
Principal's years at school	3.0	Up from 2.0	5.0	4.0
Student-teacher ratio in core subjects	17.3 to 1	Up from 16.5 to 1	21.2 to 1	20.1 to 1
Prime instructional time	93.0%	Up from 90.6%	90.6%	90.0%
Opportunities in the arts	Good	No Change	Good	Good
SACS accreditation	Yes	No Change	Yes	Yes
Parents attending conferences	100.0%	Up from 98.6%	100.0%	100.0%
Character development program	Excellent	No Change	Excellent	Excellent
Dollars spent per pupil**	\$7,243	Up 7.9%	\$6,931	\$7,364
Percent of expenditures for instruction**	67.0%	Up from 66.2%	69.0%	68.0%
Percent of expenditures for teacher salaries**	63.0%	Up from 60.6%	67.0%	66.0%
ESEA composite index score	100.0	No Change	94.0	88.0

* Length of contract = 185+ days.

** Prior year audited financial data available.

EVALUATION RESULTS

	Teachers	Students*	Parents*
Number of surveys returned	10	25	25
Percent satisfied with learning environment	90%	100%	100%
Percent satisfied with social and physical environment	100%	100%	100%
Percent satisfied with school-home relations	100%	88%	100%

*Only students at the highest elementary school grade level at this school and their parents were included.

REPORT OF PRINCIPAL AND SCHOOL IMPROVEMENT COUNCIL

The mission of Wright Elementary School is to support a positive, safe, nurturing community by providing an engaging curriculum that fosters excellence and a love of learning. Comprised of dedicated staff members, caring parents, and hardworking students, this mission of excellence has remained our focus as we have maintained an Excellent report card rating qualifying us once again as a Palmetto Gold School! We have also been recognized for "Closing the Achievement Gap".

Our theme for the year was "Set Sail for Success". Through rigorous curriculum, high expectations for student achievement and relevant learning experiences, all were encouraged to achieve at their maximum potential. Throughout the year, book studies, professional learning communities, staff development opportunities, and peer observations allowed our faculty to continually strive to learn, grow, and maximize the effectiveness of their instruction and professional growth to ensure success. Focused initiatives pertained to Common Core State Standards, balanced literacy, technology, math strategy instruction, and Backward Design. Our much anticipated community curriculum nights allowed our families to witness firsthand what to expect with the shift towards Common Core standards. Literacy Rallies and Math Minutes were planned to provide hands on activities to exemplify the shifts with Common Core ELA and Math standards. Awards ceremonies throughout the year recognized students for academic excellence, attendance, exemplifying positive character traits, and other special accomplishments.

Wright Elementary students learned to be good citizens through participation in numerous community service projects. Students became "others minded" as they demonstrated active involvement in Relay for Life, Jump Rope for Heart, March of Dimes, Souper Bowl of Caring, and our local community Sharing Tree. To further promote positive character, the PBIS initiative and Core Essentials Character Education program remained our focus. Student leadership opportunities such as Student Council, Safety Patrol, Media Mascots, Morning News Anchors, and our postal system workers were also designed to assist students in becoming responsible citizens. The partnership between home, school, and community is strengthened through continuous communication, community service learning projects, an active PTO and School Improvement Council, and tremendous community support! Our parents and community partner closely with us to ensure success for all. We truly experienced a "Successful Sailing" year at WES!

Laurie McCall, Principal □□ Janna Lawter, SIC Chairperson

Comprehensive detail, including definitions of ratings, performance criteria, and explanations of status, is available on www.ed.sc.gov and www.eoc.sc.gov as well as school and school district websites.

Printed versions are available from school districts upon request.

Abbreviations Key

N/A Not Applicable N/AV Not Available N/C Not Collected N/R Not Reported I/S Insufficient Sample TBD To be determined

NI Newly Identified CSI Continuing School Improvement CA Corrective Action RP Plan to Restructure R Restructure DELAY School Improvement Status HOLD School Improvement Status