



SC Annual School Report Card Summary

**Spearman Elementary
Anderson 1**
Grades: PK-5 **Enrollment: 463**
Principal: Jason Lesley
Superintendent: Dr. Wayne Fowler
Board Chair: Mr. Fred Alexander

PERFORMANCE

Comprehensive detail, including definitions of ratings, performance criteria, and explanations of status, is available on www.ed.sc.gov and www.eoc.sc.gov as well as school and school district websites. Printed versions are available from school districts upon request.

| YEAR | ABSOLUTE RATING | GROWTH RATING | PALMETTO GOLD AND SILVER AWARD | | ESEA/FEDERAL ACCOUNTABILITY RATING SYSTEM | |
|------|-----------------|---------------|--------------------------------|-----------------|---|--------------------------|
| | | | General Performance | Closing the Gap | ESEA Grade | Accountability Indicator |
| 2013 | Excellent | Good | TBD | TBD | B | N/A |
| 2012 | Excellent | Good | Gold | N/A | A | N/A |
| 2011 | Good | Good | Silver | Silver | Met | N/A |

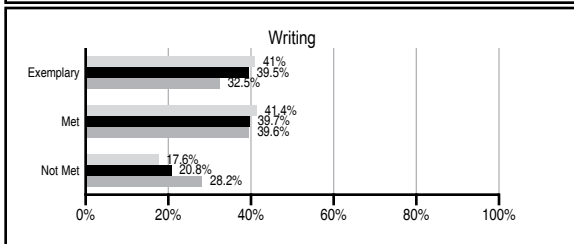
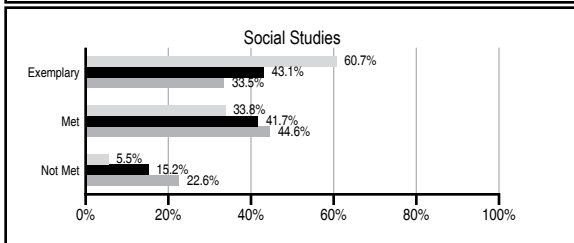
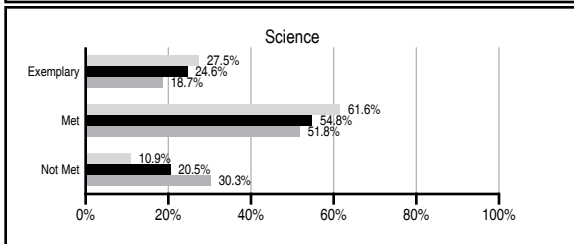
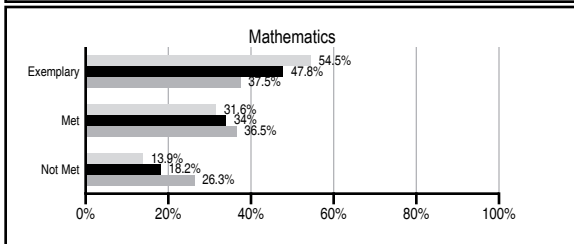
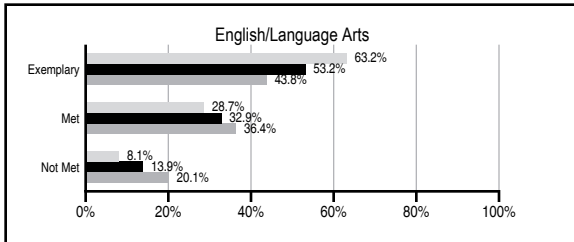
ABSOLUTE RATINGS OF ELEMENTARY SCHOOLS WITH STUDENTS LIKE OURS*

| EXCELLENT | GOOD | AVERAGE | BELOW AVERAGE | AT-RISK |
|-----------|------|---------|---------------|---------|
| 39 | 25 | 5 | 0 | 0 |

* Ratings are calculated with data available by 11/07/2013. Schools with Students Like Ours are Elementary Schools with Poverty Indices of no more than 5% above or below the index for this school.

PASS PERFORMANCE

Our School
 Elementary Schools with Students Like Ours
 Elementary schools statewide



NAEP PERFORMANCE*

* Performance reported for SC and nation, data not available at school level. Percentages at NAEP Achievement Levels.



SC PERFORMANCE VISION

By 2020 all students will graduate with the knowledge and skills necessary to compete successfully in the global economy, participate in a democratic society and contribute positively as members of families and communities.

Abbreviations Key

N/A Not Applicable N/AV Not Available N/C Not Collected N/R Not Reported I/S Insufficient Sample TBD To be determined

Spearman Elementary [Anderson 1]

SCHOOL PROFILE

| | Our School | Change from Last Year | Elementary Schools with Students Like Ours | Median Elementary School |
|--|------------|-----------------------|--|--------------------------|
| Students (n=463) | | | | |
| Retention rate | 1.5% | Up from 1.1% | 0.8% | 0.9% |
| Attendance rate | 96.3% | Down from 96.9% | 96.7% | 96.3% |
| Served by gifted and talented program | 7.9% | N/A | 10.1% | 7.2% |
| With disabilities | 13.8% | N/A | 11.4% | 12.4% |
| Older than usual for grade | 1.4% | N/A | 1.3% | 1.9% |
| Out-of-school suspensions or expulsions for violent and/or criminal offenses | 0.0% | No Change | 0.0% | 0.0% |
| Teachers (n=31) | | | | |
| Teachers with advanced degrees | 67.7% | Down from 72.4% | 63.9% | 62.5% |
| Continuing contract teachers | 90.3% | Down from 100.0% | 83.3% | 83.3% |
| Teachers returning from previous year | 91.0% | Down from 91.2% | 89.7% | 88.3% |
| Teacher attendance rate | 93.7% | Down from 96.2% | 95.4% | 95.0% |
| Average teacher salary* | \$50,351 | Up 1.6% | \$49,235 | \$48,193 |
| Classes not taught by highly qualified teachers | 0.0% | No Change | 0.0% | 0.0% |
| Professional development days/teacher | 7.4 days | Up from 6.1 days | 11.0 days | 11.0 days |
| School | | | | |
| Principal's years at school | 4.0 | Up from 3.0 | 4.0 | 4.0 |
| Student-teacher ratio in core subjects | 20.7 to 1 | N/R | 20.7 to 1 | 20.1 to 1 |
| Prime instructional time | 88.8% | Down from 92.5% | 90.7% | 90.0% |
| Opportunities in the arts | Good | No Change | Good | Good |
| SACS accreditation | Yes | No Change | Yes | Yes |
| Parents attending conferences | 100.0% | No Change | 100.0% | 100.0% |
| Character development program | Excellent | No Change | Excellent | Excellent |
| Dollars spent per pupil** | \$7,179 | Up 7.7% | \$6,888 | \$7,364 |
| Percent of expenditures for instruction** | 69.0% | Down from 69.7% | 69.0% | 68.0% |
| Percent of expenditures for teacher salaries** | 66.0% | Down from 67.5% | 67.0% | 66.0% |
| ESEA composite index score | 86.7 | Down from 100.0 | 91.3 | 88.0 |

* Length of contract = 185+ days.

** Prior year audited financial data available.

EVALUATION RESULTS

| | Teachers | Students* | Parents* |
|--|----------|-----------|----------|
| Number of surveys returned | 26 | 60 | 43 |
| Percent satisfied with learning environment | 100% | 96.6% | 100% |
| Percent satisfied with social and physical environment | 100% | 86.4% | 95.3% |
| Percent satisfied with school-home relations | 96.2% | 95% | 90.7% |

*Only students at the highest elementary school grade level at this school and their parents were included.

REPORT OF PRINCIPAL AND SCHOOL IMPROVEMENT COUNCIL

The 2012-2013 school year was another amazing year for Spearman Elementary. Our incredible staff has worked extremely hard this year to be prepared for full implementation of the SC's adoption of the new Common Core State Standards. Spearman has also been very intentional and focused on improving school safety. We have upgraded all of our school entrances, installed countless security cameras, trained faculty and staff in crisis prevention, implemented new intruder lock-down procedures, and participated in numerous safety drills such as fire, tornado, earthquake and intruder drills. School safety will continue to be a top priority here at Spearman.

Our mission at Spearman Elementary School is to be committed to being our B.E.S.T. every day for every student. B- Being effective with instruction, E- Excelling in all we do, S – Supplying students with a safe environment., T – Treating all children with love and respect.

We are committed to meeting the needs of all students at Spearman by analyzing data from PASS Testing, MAP (Measures of Academic Progress), and Fountas and Pinnell Reading Assessments, along with formal and informal assessments to guide our instruction throughout the year. Using the Response to Intervention (RTI) program ensures that each student receives every opportunity and strategy to be a successful learner.

Just as with our instruction, Spearman has also continued to provide many other ways to make sure every student's and family's time here at Spearman is meaningful and successful.

School Events/Programs – Red Ribbon Week, Variety Show, Family Literacy Night, Family Clay Night, Chorus, Grade-Level Musicals, Monthly Character Education, Reading Goals Celebrations, Field Day, Academic Pep Rallies, Honor Roll/Perfect Attendance Recognitions, Awards Day, Graduation, Toys for Tots, State Superintendent's Writing Contest, Field Trips, Family Nights, Fifth Grade Dance, Daddy/Daughter Dance, Mother/Son Night, School Skate Nights, Santa Shop, Shoppes at Spearman, Spring Carnival, Make A Wish Club, Mentoring Program, Boosterthon Fun Run, Colonial Day, First in Math Program, Principal's Gallery, Soup Drive, Relay for Life, Back-pack Food Ministry, Strings Program, Battle of the Books, Ident-a-Kid, Jet Toy Car Competition, Family Breakfast Days, Good News Club, PBIS School – focusing on positive behavior and reinforcements for positive behavior choices, GoalPOST After School Program for grades 3-5, Student Council, Library Helpers, Safety Patrol, News Team, Service Learning Projects.
Parent Involvement / Volunteering – School Improvement Council, Active PTO, Homeroom Moms, Field Trip Chaperones, Service Projects, Tutoring, Service Learning, Bookstore, Santa Shop, Spring Fling, Classroom Volunteers.

Jason Lesley, Principal
Stephanie Lackey, SIC Chair

Comprehensive detail, including definitions of ratings, performance criteria, and explanations of status, is available on www.ed.sc.gov and www.eoc.sc.gov as well as school and school district websites.

Printed versions are available from school districts upon request.

Abbreviations Key

N/A Not Applicable N/AV Not Available N/C Not Collected N/R Not Reported I/S Insufficient Sample TBD To be determined
NI Newly Identified CSI Continuing School Improvement CA Corrective Action RP Plan to Restructure R Restructure DELAY School Improvement Status HOLD School Improvement Status