



SC Annual School Report Card Summary

Palmetto Elementary
 Anderson 1
 Grades: PK-5 Enrollment: 522
 Principal: Amy Cothran
 Superintendent: Dr. Wayne Fowler
 Board Chair: Mr. Fred Alexander

PERFORMANCE

Comprehensive detail, including definitions of ratings, performance criteria, and explanations of status, is available on www.ed.sc.gov and www.eoc.sc.gov as well as school and school district websites. Printed versions are available from school districts upon request.

YEAR	ABSOLUTE RATING	GROWTH RATING	PALMETTO GOLD AND SILVER AWARD		ESEA/FEDERAL ACCOUNTABILITY RATING SYSTEM	
			General Performance	Closing the Gap	ESEA Grade	Accountability Indicator
2013	Excellent	Good	TBD	TBD	B	Reward
2012	Excellent	Excellent	Gold	Gold	A	Reward
2011	Good	Average	Silver	N/A	Not Met	N/A

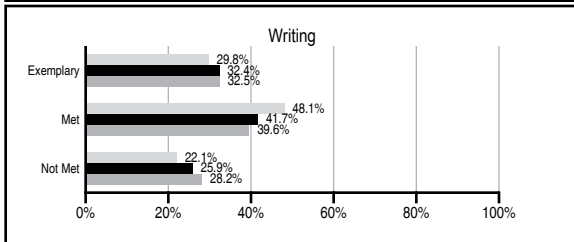
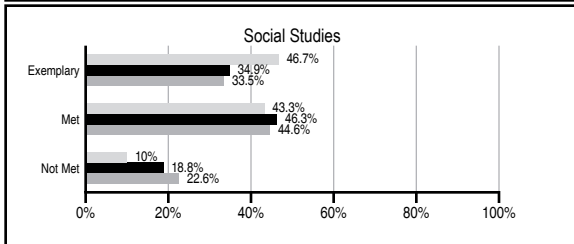
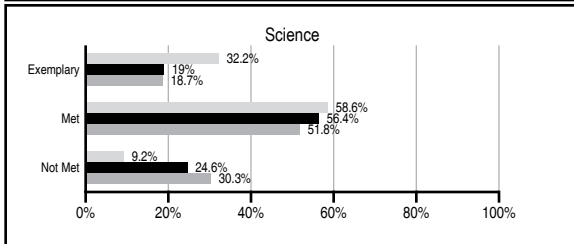
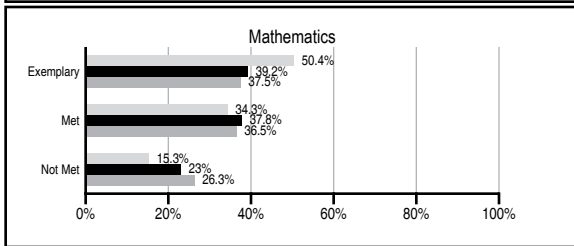
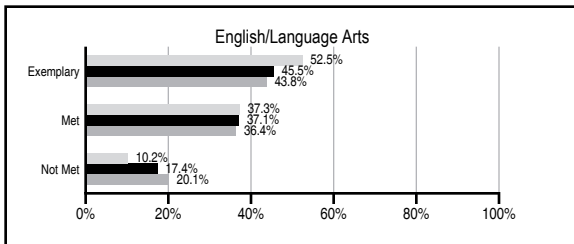
ABSOLUTE RATINGS OF ELEMENTARY SCHOOLS WITH STUDENTS LIKE OURS*

EXCELLENT	GOOD	AVERAGE	BELOW AVERAGE	AT-RISK
27	47	46	0	0

* Ratings are calculated with data available by 11/07/2013. Schools with Students Like Ours are Elementary Schools with Poverty Indices of no more than 5% above or below the index for this school.

PASS PERFORMANCE

Our School
 Elementary Schools with Students Like Ours
 Elementary schools statewide



NAEP PERFORMANCE*

* Performance reported for SC and nation, data not available at school level. Percentages at NAEP Achievement Levels.



SC PERFORMANCE VISION

By 2020 all students will graduate with the knowledge and skills necessary to compete successfully in the global economy, participate in a democratic society and contribute positively as members of families and communities.

Abbreviations Key

N/A Not Applicable N/AV Not Available N/C Not Collected N/R Not Reported I/S Insufficient Sample TBD To be determined

Palmetto Elementary [Anderson 1]

SCHOOL PROFILE

	Our School	Change from Last Year	Elementary Schools with Students Like Ours	Median Elementary School
Students (n=522)				
Retention rate	1.1%	Down from 1.2%	1.2%	0.9%
Attendance rate	96.3%	Down from 96.7%	96.2%	96.3%
Served by gifted and talented program	4.0%	N/A	8.6%	7.2%
With disabilities	12.5%	N/A	13.6%	12.4%
Older than usual for grade	2.2%	N/A	2.2%	1.9%
Out-of-school suspensions or expulsions for violent and/or criminal offenses	0.0%	No Change	0.0%	0.0%
Teachers (n=41)				
Teachers with advanced degrees	58.5%	Down from 63.6%	62.5%	62.5%
Continuing contract teachers	78.0%	Down from 88.6%	85.7%	83.3%
Teachers returning from previous year	89.6%	Down from 90.9%	89.3%	88.3%
Teacher attendance rate	94.6%	Up from 93.9%	95.0%	95.0%
Average teacher salary*	\$46,750	Down 0.8%	\$48,740	\$48,193
Classes not taught by highly qualified teachers	0.0%	No Change	0.0%	0.0%
Professional development days/teacher	9.8 days	Down from 17.2 days	11.2 days	11.0 days
School				
Principal's years at school	4.0	Up from 3.0	5.0	4.0
Student-teacher ratio in core subjects	16.8 to 1	Up from 15.8 to 1	20.3 to 1	20.1 to 1
Prime instructional time	90.2%	Up from 89.6%	89.9%	90.0%
Opportunities in the arts	Good	No Change	Good	Good
SACS accreditation	Yes	No Change	Yes	Yes
Parents attending conferences	100.0%	Up from 99.3%	100.0%	100.0%
Character development program	Excellent	No Change	Excellent	Excellent
Dollars spent per pupil**	\$7,468	Up 7.8%	\$7,035	\$7,364
Percent of expenditures for instruction**	72.0%	Up from 71.7%	68.0%	68.0%
Percent of expenditures for teacher salaries**	68.0%	Up from 67.6%	66.0%	66.0%
ESEA composite index score	87.9	Down from 100.0	88.4	88.0

* Length of contract = 185+ days.

** Prior year audited financial data available.

EVALUATION RESULTS

	Teachers	Students*	Parents*
Number of surveys returned	29	72	53
Percent satisfied with learning environment	100%	93.1%	98.2%
Percent satisfied with social and physical environment	96.5%	84.9%	98.2%
Percent satisfied with school-home relations	96.5%	90.3%	90.7%

*Only students at the highest elementary school grade level at this school and their parents were included.

REPORT OF PRINCIPAL AND SCHOOL IMPROVEMENT COUNCIL

Palmetto Elementary and Preschool continues to SOAR! Our mission is Promoting Curiosity, Educating Minds, and Securing Futures! This mission consistently encourages our faculty and staff to maintain high standards for all students throughout the years. Improving student success is our number one goal. Palmetto Elementary is a Title I school with the most diverse student body in Anderson School District One. A contributing factor is that our school continues to have a very transient student body. The faculty and staff of Palmetto Elementary continuously do a great job of welcoming new students and returning students in order to quickly determine their needs for learning and to provide enrichment opportunities to promote a life-long love of learning.

Our students and staff continued an emphasis on reading. Full implementation of guided reading is proving to be successful using MAP results and the levels of growth as measured by Fountas and Pinnell. We have a strong RTI (Response to Intervention) team that helps to ensure all students receive the intervention and challenges needed to promote a love for reading.

Palmetto Elementary students and families enjoyed numerous opportunities for fun while supporting our school at the same time. Our PTO does an amazing job providing an activity each month. The activities included open house, skating nights, movie nights, Fall Carnival, Spring Fling, Cookies with Santa, and clean-up days. Each event was very well supported and appreciated by our students, parents, and faculty. The funds collected this year through our fundraisers and Box Tops for Education have been used for playground equipment and a perimeter fence. Their volunteer and fundraising efforts are tireless and a wonderful model for our students!

Palmetto Elementary and Preschool has had many accomplishments including: 2012 Excellent for Absolute Rating and Excellent for Growth Rating, provided PASS night for parents, Family Reading night each week, conferences were held with 100% of all parents; Clemson University provided student tutors, the after-school program tutored and provided enrichment for 63 students, students and staff participate in the community recycling program, Pennies for Patients for the Leukemia Society of America, School-wide Pony Express mail system, Beta Club, Student Council, Drama Club, Palmetto Singers, Art Club, safety patrols, Recorder Choir, and numerous volunteers spent countless hours serving our school.

Amy W. Cothran, Principal
Lana Pack, SIC Chair

Comprehensive detail, including definitions of ratings, performance criteria, and explanations of status, is available on www.ed.sc.gov and www.eoc.sc.gov as well as school and school district websites.

Printed versions are available from school districts upon request.

Abbreviations Key

N/A Not Applicable N/AV Not Available N/C Not Collected N/R Not Reported I/S Insufficient Sample TBD To be determined
NI Newly Identified CSI Continuing School Improvement CA Corrective Action RP Plan to Restructure R Restructure DELAY School Improvement Status HOLD School Improvement Status