



SC Annual School Report Card Summary

Fairfax Elementary
 Allendale
 Grades: PK-5 Enrollment: 214
 Principal: Peggy Bing-O'Banner
 Superintendent: Dr. Walter L. Tobin
 Board Chair: Ms. Wilda Robinson

PERFORMANCE

Comprehensive detail, including definitions of ratings, performance criteria, and explanations of status, is available on www.ed.sc.gov and www.eoc.sc.gov as well as school and school district websites. Printed versions are available from school districts upon request.

YEAR	ABSOLUTE RATING	GROWTH RATING	PALMETTO GOLD AND SILVER AWARD		ESEA/FEDERAL ACCOUNTABILITY RATING SYSTEM	
			General Performance	Closing the Gap	ESEA Grade	Accountability Indicator
2013	At-Risk	Good	TBD	TBD	C	Priority
2012	At-Risk	At-Risk	N/A	N/A	F	Priority
2011	At-Risk	At-Risk	N/A	N/A	Not Met	N/A

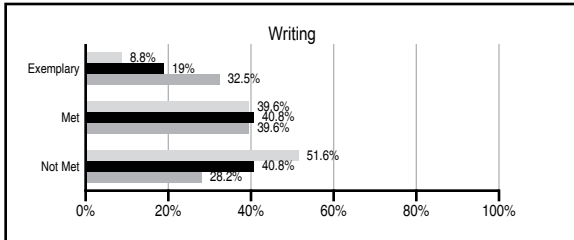
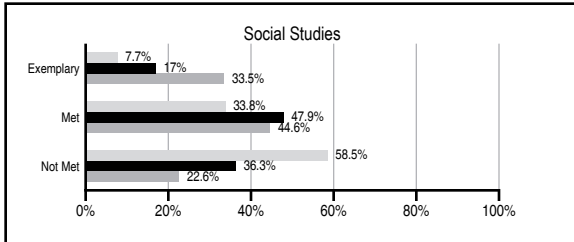
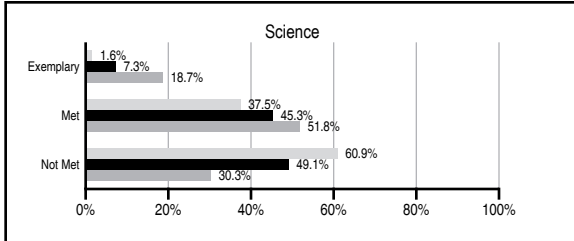
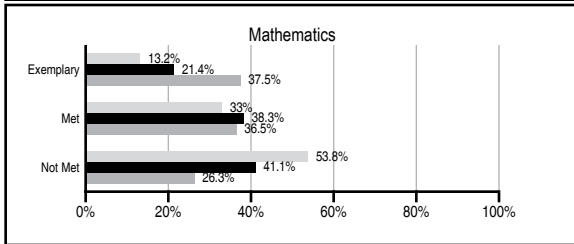
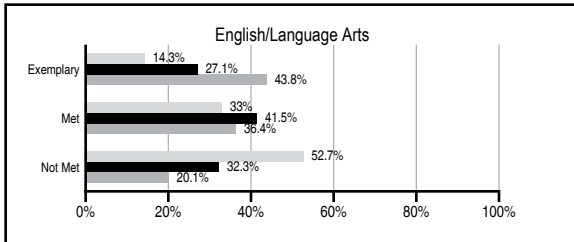
ABSOLUTE RATINGS OF ELEMENTARY SCHOOLS WITH STUDENTS LIKE OURS*

EXCELLENT	GOOD	AVERAGE	BELOW AVERAGE	AT-RISK
0	9	78	41	15

* Ratings are calculated with data available by 11/07/2013. Schools with Students Like Ours are Elementary Schools with Poverty Indices of no more than 5% above or below the index for this school.

PASS PERFORMANCE

Our School
 Elementary Schools with Students Like Ours
 Elementary schools statewide



NAEP PERFORMANCE*

* Performance reported for SC and nation, data not available at school level. Percentages at NAEP Achievement Levels.



SC PERFORMANCE VISION

By 2020 all students will graduate with the knowledge and skills necessary to compete successfully in the global economy, participate in a democratic society and contribute positively as members of families and communities.

Abbreviations Key

N/A Not Applicable N/AV Not Available N/C Not Collected N/R Not Reported I/S Insufficient Sample TBD To be determined

Fairfax Elementary [Allendale]

SCHOOL PROFILE

	Our School	Change from Last Year	Elementary Schools with Students Like Ours	Median Elementary School
Students (n=214)				
Retention rate	0.5%	Down from 1.0%	1.1%	0.9%
Attendance rate	96.2%	Down from 96.6%	95.9%	96.3%
Served by gifted and talented program	0.0%	N/A	2.5%	7.2%
With disabilities	12.8%	N/A	13.5%	12.4%
Older than usual for grade	3.4%	N/A	3.0%	1.9%
Out-of-school suspensions or expulsions for violent and/or criminal offenses	0.0%	Down from 0.5%	0.0%	0.0%
Teachers (n=21)				
Teachers with advanced degrees	28.6%	Up from 26.3%	59.7%	62.5%
Continuing contract teachers	76.2%	Up from 68.4%	74.3%	83.3%
Teachers returning from previous year	81.4%	Up from 79.5%	84.6%	88.3%
Teacher attendance rate	94.0%	Up from 89.4%	94.9%	95.0%
Average teacher salary*	\$37,670	Down 8.4%	\$45,939	\$48,193
Classes not taught by highly qualified teachers	10.7%	Up from 0.0%	0.0%	0.0%
Professional development days/teacher	5.2 days	Down from 9.7 days	10.3 days	11.0 days
School				
Principal's years at school	1.0	No Change	4.0	4.0
Student-teacher ratio in core subjects	14.4 to 1	Down from 15.1 to 1	17.7 to 1	20.1 to 1
Prime instructional time	88.8%	Up from 83.6%	89.6%	90.0%
Opportunities in the arts	Good	No Change	Good	Good
SACS accreditation	No	No Change	Yes	Yes
Parents attending conferences	100.0%	Up from 91.1%	100.0%	100.0%
Character development program	Good	No Change	Excellent	Excellent
Dollars spent per pupil**	\$11,291	Up 7.6%	\$8,564	\$7,364
Percent of expenditures for instruction**	59.0%	Down from 61.8%	66.0%	68.0%
Percent of expenditures for teacher salaries**	54.0%	Down from 54.7%	64.0%	66.0%
ESEA composite index score	77.5	Up from 24.7	67.5	88.0

* Length of contract = 185+ days.

** Prior year audited financial data available.

REPORT OF PRINCIPAL AND SCHOOL IMPROVEMENT COUNCIL

Fairfax Elementary School is striving toward being a school of excellence. We are a team that is dedicated and unwavering in our desire to give each student the best education possible. Our mission is to prepare our students for living a successful life in a culturally diverse world. We are continuously focused on following procedures to create a safe and nurturing environment.

To ensure the educational growth of our students, we provided 1-1 and small group instruction on a daily basis. This involved our related arts staff, interventionists, and Literacy and Numeracy coaches. This model provided much needed scaffolding to support our independent reading focus.

Our parents, community, and families are indispensable to the success of Fairfax Elementary School. Our guidance counselor is instrumental in providing diverse experiences for our children. She coordinated a fabulous career day with community members coming in to showcase and share their talents. The Black History programs allowed our students to celebrate our culture and take pride in connecting to our past by coloring our future with hope. We have a few dedicated volunteers who gave unselfishly of their time and talents to help us achieve our goals of educating each child. The Fairfax Elementary faculty and staff are studying and implementing ways to stay on track to excellence for all students so that they are recognized, respected and celebrated for the gifts they possess. As the instructional leader of this school I look forward to looking closely and listening carefully so that I am attuned to the needs of the students, the faculty, the staff, and the community.

Peggy Bing-O'Banner

EVALUATION RESULTS

	Teachers	Students*	Parents*
Number of surveys returned	16	26	17
Percent satisfied with learning environment	75.1%	84.6%	70.6%
Percent satisfied with social and physical environment	56.3%	77.7%	76.5%
Percent satisfied with school-home relations	43.8%	92.6%	93.8%

*Only students at the highest elementary school grade level at this school and their parents were included.

Comprehensive detail, including definitions of ratings, performance criteria, and explanations of status, is available on www.ed.sc.gov and www.eoc.sc.gov as well as school and school district websites.

Printed versions are available from school districts upon request.

Abbreviations Key

N/A Not Applicable N/AV Not Available N/C Not Collected N/R Not Reported I/S Insufficient Sample TBD To be determined

NI Newly Identified CSI Continuing School Improvement CA Corrective Action RP Plan to Restructure R Restructure DELAY School Improvement Status HOLD School Improvement Status