



# SC Annual School Report Card Summary

**Allendale Elementary**  
**Allendale**  
**Grades: PK-5** Enrollment: 413  
**Principal: Sheila Leath**  
**Superintendent: Dr. Walter L. Tobin**  
**Board Chair: Ms. Wilda Robinson**

## PERFORMANCE

Comprehensive detail, including definitions of ratings, performance criteria, and explanations of status, is available on [www.ed.sc.gov](http://www.ed.sc.gov) and [www.eoc.sc.gov](http://www.eoc.sc.gov) as well as school and school district websites. Printed versions are available from school districts upon request.

YEAR	ABSOLUTE RATING	GROWTH RATING	PALMETTO GOLD AND SILVER AWARD		ESEA/FEDERAL ACCOUNTABILITY RATING SYSTEM	
			General Performance	Closing the Gap	ESEA Grade	Accountability Indicator
2013	Below Average	Average	TBD	TBD	C	N/A
2012	Below Average	Below Average	N/A	N/A	F	N/A
2011	At-Risk	Below Average	N/A	N/A	Not Met	R-HOLD

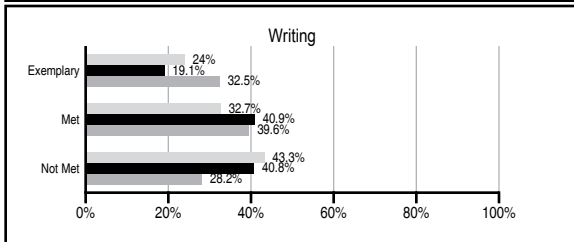
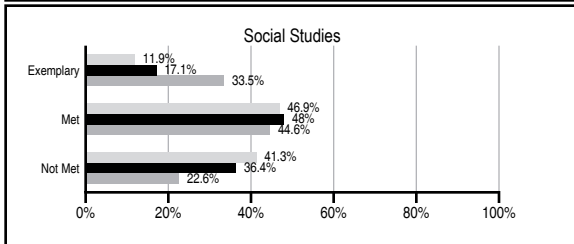
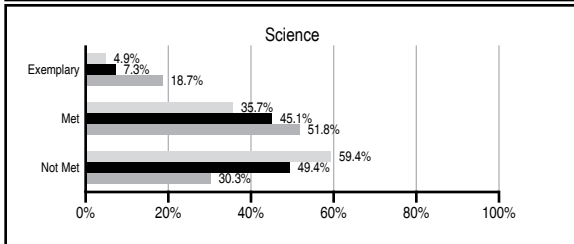
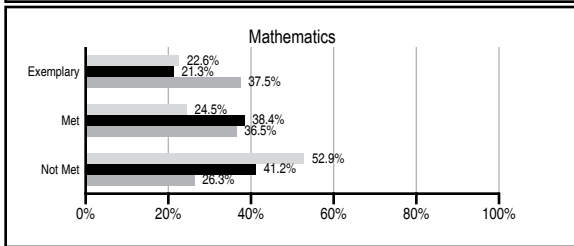
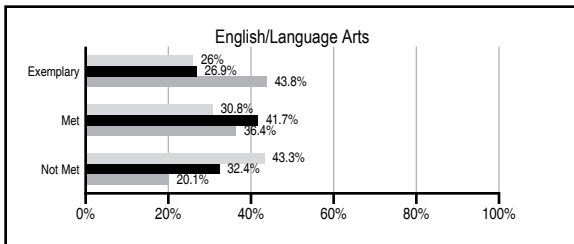
## ABSOLUTE RATINGS OF ELEMENTARY SCHOOLS WITH STUDENTS LIKE OURS\*

EXCELLENT	GOOD	AVERAGE	BELOW AVERAGE	AT-RISK
0	8	73	37	13

\* Ratings are calculated with data available by 11/07/2013. Schools with Students Like Ours are Elementary Schools with Poverty Indices of no more than 5% above or below the index for this school.

## PASS PERFORMANCE

Our School
  Elementary Schools with Students Like Ours
  Elementary schools statewide



## NAEP PERFORMANCE\*

\* Performance reported for SC and nation, data not available at school level. Percentages at NAEP Achievement Levels.



## SC PERFORMANCE VISION

*By 2020 all students will graduate with the knowledge and skills necessary to compete successfully in the global economy, participate in a democratic society and contribute positively as members of families and communities.*

### Abbreviations Key

N/A Not Applicable N/AV Not Available N/C Not Collected N/R Not Reported I/S Insufficient Sample TBD To be determined

# Allendale Elementary [Allendale]

## SCHOOL PROFILE

	Our School	Change from Last Year	Elementary Schools with Students Like Ours	Median Elementary School
<b>Students (n=413)</b>				
Retention rate	5.0%	Up from 4.3%	1.1%	0.9%
Attendance rate	95.2%	Down from 95.8%	95.9%	96.3%
Served by gifted and talented program	1.8%	N/A	2.4%	7.2%
With disabilities	13.1%	N/A	13.4%	12.4%
Older than usual for grade	7.1%	N/A	3.0%	1.9%
Out-of-school suspensions or expulsions for violent and/or criminal offenses	0.0%	No Change	0.0%	0.0%
<b>Teachers (n=32)</b>				
Teachers with advanced degrees	43.8%	Down from 56.3%	60.0%	62.5%
Continuing contract teachers	53.1%	Down from 78.1%	73.5%	83.3%
Teachers returning from previous year	72.7%	Down from 73.0%	84.3%	88.3%
Teacher attendance rate	98.6%	Up from 97.8%	94.9%	95.0%
Average teacher salary*	\$37,629	Down 4.0%	\$45,936	\$48,193
Classes not taught by highly qualified teachers	2.0%	Down from 20.5%	0.0%	0.0%
Professional development days/teacher	9.6 days	Down from 10.7 days	10.2 days	11.0 days
<b>School</b>				
Principal's years at school	6.0	Up from 5.0	4.0	4.0
Student-teacher ratio in core subjects	17.0 to 1	Down from 19.4 to 1	17.8 to 1	20.1 to 1
Prime instructional time	92.5%	Down from 92.7%	89.6%	90.0%
Opportunities in the arts	Good	Up from Poor	Good	Good
SACS accreditation	No	No Change	Yes	Yes
Parents attending conferences	100.0%	No Change	100.0%	100.0%
Character development program	Good	No Change	Good	Excellent
Dollars spent per pupil**	\$8,039	Down 1.6%	\$8,576	\$7,364
Percent of expenditures for instruction**	67.0%	Down from 68.7%	67.0%	68.0%
Percent of expenditures for teacher salaries**	64.0%	Up from 62.0%	63.0%	66.0%
ESEA composite index score	71.2	Up from 40.4	68.2	88.0

\* Length of contract = 185+ days.

\*\* Prior year audited financial data available.

## EVALUATION RESULTS

	Teachers	Students*	Parents*
Number of surveys returned	21	56	30
Percent satisfied with learning environment	61.9%	75%	83.4%
Percent satisfied with social and physical environment	61.9%	68%	70%
Percent satisfied with school-home relations	33.3%	78%	80%

\*Only students at the highest elementary school grade level at this school and their parents were included.

## REPORT OF PRINCIPAL AND SCHOOL IMPROVEMENT COUNCIL

The 2012-13 school year has marked another year of distinction at Allendale Elementary. We are a data driven school, using a wide variety of student assessments from teacher observations, checklists and classroom tests to district benchmark tests and state-mandated tests, all to meet the individual needs of our students. We continue to strive to make our school the best it can possibly be. Allendale Elementary is a learning community focused on the success of every child. Commitment to academic excellence and personal growth for all children is a source of pride for students, parents and staff. Through collaboration and teamwork, we support and challenge our students by engaging them with learning tools and opportunities that enable them to become 21st century learners and responsible citizens. We have 100% highly qualified staff. Our teachers work diligently to improve student achievement. Our teachers participate in professional development activities, graduate classes, and workshops to improve their knowledge of effective instructional strategies and expand their repertoire of activities for their classroom. Incorporation of activities such as Success for All, Alphie Tutoring, math manipulatives, technology, as well as strategies for learning have provided all students a chance to learn and grow. We continued our commitment to our community by providing ways for our students to contribute to local efforts. We participated in the American Cancer Society Relay for Life, The Angel Tree toy and clothing drive, and the American Heart Association Jump Rope for Heart. In fiscally challenging times, we continue to seek ways to reduce expenses and identify alternate revenue streams, while optimizing the use of our resources for the benefit of our school and the community. The school actively pursues other sources of funding and services by obtaining a variety of grants.

What we are doing at Allendale Elementary is working! Our efforts reinforce our educational mantra and serve to further support a cooperative learning spirit that is cultivated as a benefit to our students and the community that supports them. Allendale Elementary is a proud extension of the community that bears the same name – a community that continues to champion our cause for educational excellence.

Sheila D. Leath, Principal

Annette Wright, School Improvement Council Chairperson

Comprehensive detail, including definitions of ratings, performance criteria, and explanations of status, is available on [www.ed.sc.gov](http://www.ed.sc.gov) and [www.eoc.sc.gov](http://www.eoc.sc.gov) as well as school and school district websites.

Printed versions are available from school districts upon request.

### Abbreviations Key

N/A Not Applicable N/AV Not Available N/C Not Collected N/R Not Reported I/S Insufficient Sample TBD To be determined  
 NI Newly Identified CSI Continuing School Improvement CA Corrective Action RP Plan to Restructure R Restructure DELAY School Improvement Status HOLD School Improvement Status