



# SC Annual School Report Card Summary

Midland Valley Preparatory  
 Aiken County  
 Grades: K-8 Enrollment: 178  
 Principal: Bette Jean Doggett  
 Superintendent: Dr. Elizabeth Everitt  
 Board Chair: Mrs. Rosemary B. English

## PERFORMANCE

Comprehensive detail, including definitions of ratings, performance criteria, and explanations of status, is available on [www.ed.sc.gov](http://www.ed.sc.gov) and [www.eoc.sc.gov](http://www.eoc.sc.gov) as well as school and school district websites. Printed versions are available from school districts upon request.

YEAR	ABSOLUTE RATING	GROWTH RATING	PALMETTO GOLD AND SILVER AWARD		ESEA/FEDERAL ACCOUNTABILITY RATING SYSTEM	
			General Performance	Closing the Gap	ESEA Grade	Accountability Indicator
2013	Average	At-Risk	TBD	TBD	F	N/A
2012	Average	Average	N/A	N/A	B	N/A
2011	Below Average	Below Average	Silver	N/A	Not Met	N/A

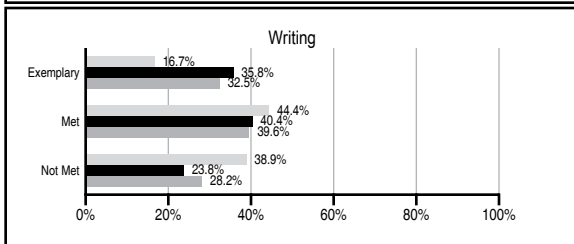
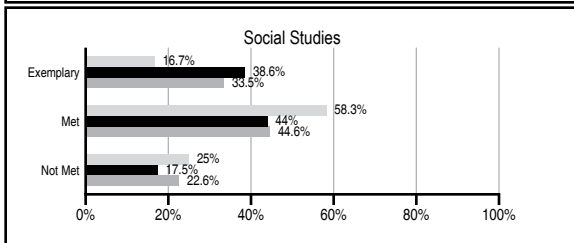
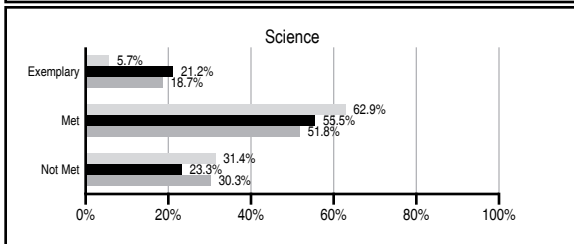
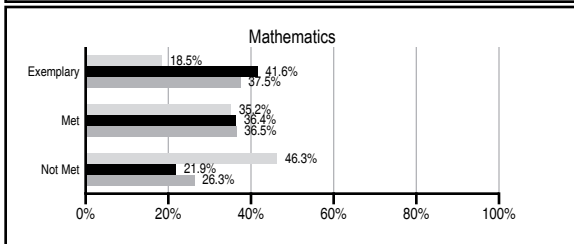
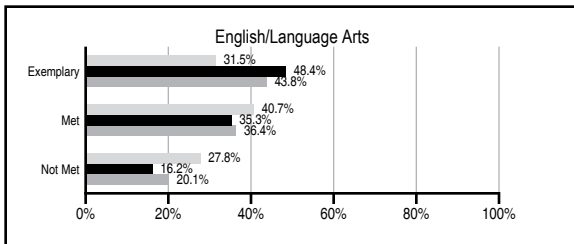
## ABSOLUTE RATINGS OF ELEMENTARY SCHOOLS WITH STUDENTS LIKE OURS\*

EXCELLENT	GOOD	AVERAGE	BELOW AVERAGE	AT-RISK
39	36	29	0	1

\* Ratings are calculated with data available by 11/07/2013. Schools with Students Like Ours are Elementary Schools with Poverty Indices of no more than 5% above or below the index for this school.

## PASS PERFORMANCE

Our School Elementary Schools with Students Like Ours Elementary schools statewide



## NAEP PERFORMANCE\*

\* Performance reported for SC and nation, data not available at school level. Percentages at NAEP Achievement Levels.



## SC PERFORMANCE VISION

By 2020 all students will graduate with the knowledge and skills necessary to compete successfully in the global economy, participate in a democratic society and contribute positively as members of families and communities.

### Abbreviations Key

N/A Not Applicable N/AV Not Available N/C Not Collected N/R Not Reported I/S Insufficient Sample TBD To be determined

# Midland Valley Preparatory [Aiken County]

## SCHOOL PROFILE

	Our School	Change from Last Year	Elementary Schools with Students Like Ours	Median Elementary School
<b>Students (n=178)</b>				
Retention rate	4.0%	Up from 1.8%	1.2%	0.9%
Attendance rate	96.4%	Up from 96.2%	96.2%	96.3%
Served by gifted and talented program	5.2%	N/A	8.7%	7.2%
With disabilities	17.2%	N/A	12.6%	12.4%
Older than usual for grade	6.9%	N/A	2.1%	1.9%
Out-of-school suspensions or expulsions for violent and/or criminal offenses	0.6%	Down from 1.1%	0.0%	0.0%
<b>Teachers (n=12)</b>				
Teachers with advanced degrees	33.3%	Up from 7.7%	64.1%	62.5%
Continuing contract teachers	83.3%	Up from 69.2%	85.7%	83.3%
Teachers returning from previous year	94.9%	Up from 92.3%	89.8%	88.3%
Teacher attendance rate	95.8%	Down from 96.3%	94.9%	95.0%
Average teacher salary*	\$37,702	Up 3.9%	\$49,103	\$48,193
Classes not taught by highly qualified teachers	4.0%	Down from 10.0%	0.0%	0.0%
Professional development days/teacher	8.5 days	Down from 9.5 days	11.4 days	11.0 days
<b>School</b>				
Principal's years at school	3.0	No Change	5.5	4.0
Student-teacher ratio in core subjects	18.9 to 1	Up from 15.5 to 1	20.6 to 1	20.1 to 1
Prime instructional time	91.2%	Down from 91.3%	90.0%	90.0%
Opportunities in the arts	Poor	No Change	Good	Good
SACS accreditation	No	No Change	Yes	Yes
Parents attending conferences	99.4%	Up from 98.7%	100.0%	100.0%
Character development program	Below Average	Down from Excellent	Excellent	Excellent
Dollars spent per pupil**	\$7,202	Up 8.6%	\$6,932	\$7,364
Percent of expenditures for instruction**	66.0%	Down from 71.0%	69.0%	68.0%
Percent of expenditures for teacher salaries**	61.0%	Down from 66.5%	66.0%	66.0%
ESEA composite index score	43.0	Down from 80.3	89.8	88.0

\* Length of contract = 185+ days.

\*\* Prior year audited financial data available.

## EVALUATION RESULTS

	Teachers	Students*	Parents*
Number of surveys returned	14	20	30
Percent satisfied with learning environment	57.1%	95%	90%
Percent satisfied with social and physical environment	71.5%	90%	90%
Percent satisfied with school-home relations	85.7%	85.8%	90%

\*Only students at the highest elementary school grade level at this school and their parents were included.

## REPORT OF PRINCIPAL AND SCHOOL IMPROVEMENT COUNCIL

Our mission at Midland Valley Preparatory School located in Aiken County is to create a challenging learning environment with high academic and social expectations through developmentally appropriate, flexible, and innovative instruction that allows each student to realize and confidently possess their talents, feel confident taking risks, and learn to optimize their full learning potential. Our school promotes a safe, supportive environment where self-esteem is fostered and diversity is celebrated. We strive to actively involve students' families, their teachers, and the community in which they live in the educational process. We strongly believe that enthusiasm for education by everyone in a child's life directly impacts the child's enthusiasm for learning.

Exciting events and projects engage our families throughout the year like: Fall Fest, Book Fair, Celebration of National Charter Schools Week, and Feast Day. Additionally each member of the staff chooses an organization to support and run a Service Learning Project for the entire school. We recognize that by participating in high level Service Learning experiences, students learn the invaluable skill of being able to organize information, resources and people in order to improve the community. It allows the students to take ownership of their learning by engaging them in their own education through experiential learning in course-related contexts, and fostering lifelong connections between students, their communities. Furthermore, to encourage positive behavior choices and responsibility for one's actions, a school-wide positive discipline plan is implemented. Students were able to earn "MVP Awards" for making responsible choices both in and out of the classroom. These awards were equated to cash and the students had weekly opportunities to spend their "MVP Awards" or to save them for a bigger purchase in turn learned valuable banking skills.

We are excited this year to be pairing and piloting with Aiken Technical College to provide a STEM program for our eighth graders that will make them more competitive in the areas of Science, Technology, Engineering, and Mathematics. In addition, we strive to improve the technology in our schools so that our students can grow through hands-on experiences in technological advances. The staff, children, families, and Executive Board at MVP charter are dedicated to teaching the whole child so that we not only educate academically but also produce citizens that can give back to their community.

Patricia M. Strom – Principal  
Heath Taylor- Head of the Executive Board

Comprehensive detail, including definitions of ratings, performance criteria, and explanations of status, is available on [www.ed.sc.gov](http://www.ed.sc.gov) and [www.eoc.sc.gov](http://www.eoc.sc.gov) as well as school and school district websites.

Printed versions are available from school districts upon request.

### Abbreviations Key

N/A Not Applicable N/AV Not Available N/C Not Collected N/R Not Reported I/S Insufficient Sample TBD To be determined  
NI Newly Identified CSI Continuing School Improvement CA Corrective Action RP Plan to Restructure R Restructure DELAY School Improvement Status HOLD School Improvement Status