



SC Annual School Report Card Summary

Mossy Creek Elementary
 Aiken County
 Grades: PK-5 Enrollment: 654
 Principal: Stephanie Hammond
 Superintendent: Dr. Elizabeth Everitt
 Board Chair: Mrs. Rosemary B. English

PERFORMANCE

Comprehensive detail, including definitions of ratings, performance criteria, and explanations of status, is available on www.ed.sc.gov and www.eoc.sc.gov as well as school and school district websites. Printed versions are available from school districts upon request.

YEAR	ABSOLUTE RATING	GROWTH RATING	PALMETTO GOLD AND SILVER AWARD		ESEA/FEDERAL ACCOUNTABILITY RATING SYSTEM	
			General Performance	Closing the Gap	ESEA Grade	Accountability Indicator
2013	Average	Average	TBD	TBD	F	N/A
2012	Average	Average	N/A	N/A	A	N/A
2011	Average	Below Average	N/A	N/A	Not Met	NI

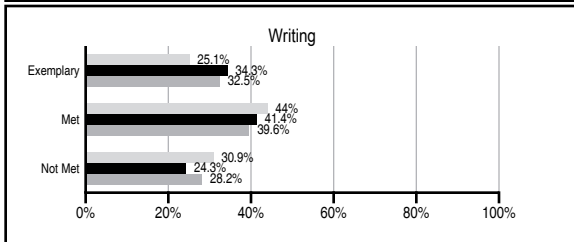
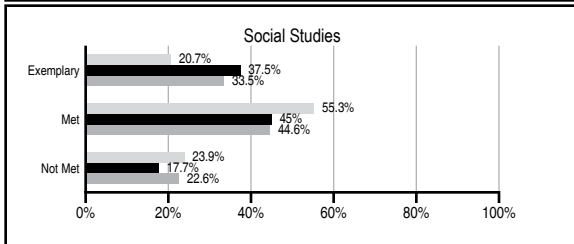
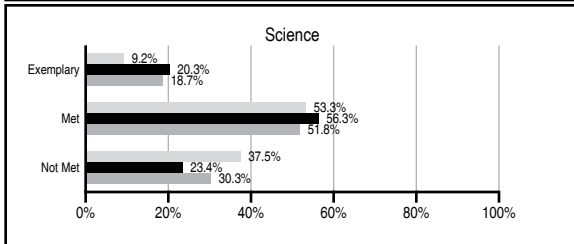
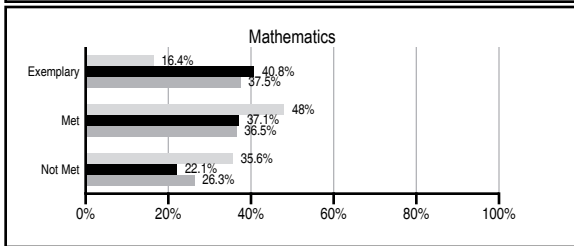
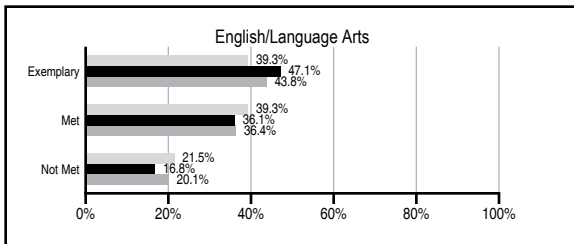
ABSOLUTE RATINGS OF ELEMENTARY SCHOOLS WITH STUDENTS LIKE OURS*

EXCELLENT	GOOD	AVERAGE	BELOW AVERAGE	AT-RISK
36	42	36	0	0

* Ratings are calculated with data available by 11/07/2013. Schools with Students Like Ours are Elementary Schools with Poverty Indices of no more than 5% above or below the index for this school.

PASS PERFORMANCE

Our School
 Elementary Schools with Students Like Ours
 Elementary schools statewide



NAEP PERFORMANCE*

* Performance reported for SC and nation, data not available at school level. Percentages at NAEP Achievement Levels.



SC PERFORMANCE VISION

By 2020 all students will graduate with the knowledge and skills necessary to compete successfully in the global economy, participate in a democratic society and contribute positively as members of families and communities.

Abbreviations Key

N/A Not Applicable N/AV Not Available N/C Not Collected N/R Not Reported I/S Insufficient Sample TBD To be determined

Mossy Creek Elementary [Aiken County]

SCHOOL PROFILE

	Our School	Change from Last Year	Elementary Schools with Students Like Ours	Median Elementary School
Students (n=654)				
Retention rate	1.5%	Down from 1.7%	1.2%	0.9%
Attendance rate	95.2%	Down from 96.0%	96.2%	96.3%
Served by gifted and talented program	5.5%	N/A	8.5%	7.2%
With disabilities	8.8%	N/A	12.9%	12.4%
Older than usual for grade	2.1%	N/A	2.1%	1.9%
Out-of-school suspensions or expulsions for violent and/or criminal offenses	0.2%	Up from 0.1%	0.0%	0.0%
Teachers (n=41)				
Teachers with advanced degrees	70.7%	Up from 69.0%	63.3%	62.5%
Continuing contract teachers	85.4%	Up from 83.3%	86.8%	83.3%
Teachers returning from previous year	87.0%	Up from 84.5%	89.7%	88.3%
Teacher attendance rate	94.4%	Down from 95.3%	95.0%	95.0%
Average teacher salary*	\$46,979	Up 3.9%	\$48,775	\$48,193
Classes not taught by highly qualified teachers	0.0%	No Change	0.0%	0.0%
Professional development days/teacher	8.7 days	Up from 7.2 days	11.1 days	11.0 days
School				
Principal's years at school	4.0	Up from 3.0	6.0	4.0
Student-teacher ratio in core subjects	23.4 to 1	Up from 22.4 to 1	20.6 to 1	20.1 to 1
Prime instructional time	88.5%	Down from 90.4%	90.2%	90.0%
Opportunities in the arts	Good	No Change	Good	Good
SACS accreditation	Yes	No Change	Yes	Yes
Parents attending conferences	100.0%	No Change	100.0%	100.0%
Character development program	Excellent	No Change	Excellent	Excellent
Dollars spent per pupil**	\$6,272	Up 5.2%	\$6,856	\$7,364
Percent of expenditures for instruction**	71.0%	Down from 72.4%	68.5%	68.0%
Percent of expenditures for teacher salaries**	68.0%	Down from 69.8%	66.0%	66.0%
ESEA composite index score	54.2	Down from 91.2	88.6	88.0

* Length of contract = 185+ days.

** Prior year audited financial data available.

EVALUATION RESULTS

	Teachers	Students*	Parents*
Number of surveys returned	43	81	50
Percent satisfied with learning environment	86%	76.6%	88%
Percent satisfied with social and physical environment	95.4%	81.3%	91.8%
Percent satisfied with school-home relations	86.3%	79.7%	87.5%

*Only students at the highest elementary school grade level at this school and their parents were included.

REPORT OF PRINCIPAL AND SCHOOL IMPROVEMENT COUNCIL

Mossy Creek Elementary, an A Rated, Title I School, sets high expectations for its students in order to motivate them to become lifelong learners, challenge them to reach their highest potential, and engage them so that all learning levels find success and achievement. Our goal is to help each child reach his/her maximum potential by developing critical thinking skills and problem solving abilities.

Our highly qualified teachers and curriculum coaches participate in numerous staff development opportunities, including Common Core alignment, data teams, and grade level analytical meetings. We offer programs at every learning level, from Gifted and Talented to Compass Learning to Reading Recovery. Our test data continues to show improvement as a result, as we continuously address strengths and weaknesses in order to improve and expand instruction.

Mossy Creek offers a wide variety of programs in order for students to reach their highest potential. We focus on character education through DARE, Respect Week, Bridge Peer Conflict Resolution, Student and Friend of the Month, and the Timely Turtle program. Students can explore their interests through clubs such as Chorus, Student Council, Safety Patrol, WCRK News, Running Club, Art Club, Jr. Jazzercise, Good News Club, and the Pep Squad. They learn to serve their community through Toys for Tots, Jump Rope for Heart, Canned Food Drives, Relay for Life, and the Veterans Day and Black History Programs. In order to enrich their classroom experiences, they participate in programs such as the Six Flags and Augusta Green Jackets' Reading Programs, Science and Math Days, Family Read Nights, and Technology Labs.

Our parents and community members are heavily involved in our school on a daily basis. Through PTO and SIC, our school is supported through events such as the Fall Carnival, Spring Fashion Show, fundraisers, Teacher Appreciation Week, luncheons, grants, and various purchases for our school. The Three Hour Power Volunteer Program and Recess Monitoring Program are both great successes that involve parents and extended family volunteers in every facet of our school day.

We strive for excellence through high expectations, clear behavior plans, innovative instructional strategies, and a caring and safe environment. At Mossy Creek Elementary, we motivate children every day.

Stephanie Hammond, Principal
Ashlie Fortson, SIC Chair

Comprehensive detail, including definitions of ratings, performance criteria, and explanations of status, is available on www.ed.sc.gov and www.eoc.sc.gov as well as school and school district websites.

Printed versions are available from school districts upon request.

Abbreviations Key

N/A Not Applicable N/AV Not Available N/C Not Collected N/R Not Reported I/S Insufficient Sample TBD To be determined

NI Newly Identified CSI Continuing School Improvement CA Corrective Action RP Plan to Restructure R Restructure DELAY School Improvement Status HOLD School Improvement Status