



SC Annual School Report Card Summary

Chukker Creek Elementary
 Aiken County
 Grades: PK-5 Enrollment: 828
 Principal: Amy G. Gregory
 Superintendent: Dr. Elizabeth Everitt
 Board Chair: Mrs. Rosemary B. English

PERFORMANCE

Comprehensive detail, including definitions of ratings, performance criteria, and explanations of status, is available on www.ed.sc.gov and www.eoc.sc.gov as well as school and school district websites. Printed versions are available from school districts upon request.

YEAR	ABSOLUTE RATING	GROWTH RATING	PALMETTO GOLD AND SILVER AWARD		ESEA/FEDERAL ACCOUNTABILITY RATING SYSTEM	
			General Performance	Closing the Gap	ESEA Grade	Accountability Indicator
2013	Excellent	Excellent	TBD	TBD	B	N/A
2012	Excellent	Excellent	Gold	Gold	B	N/A
2011	Excellent	Excellent	Gold	N/A	Not Met	N/A

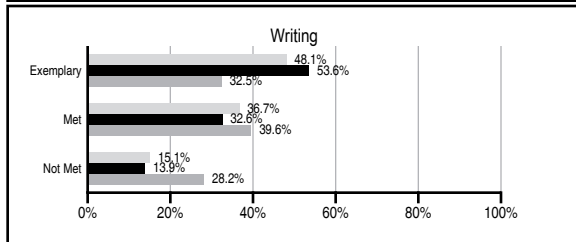
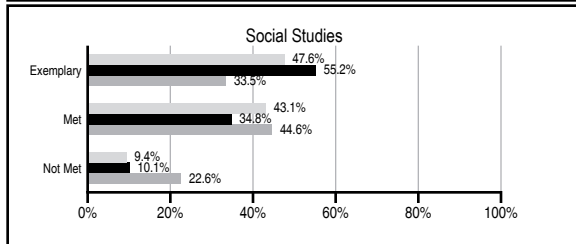
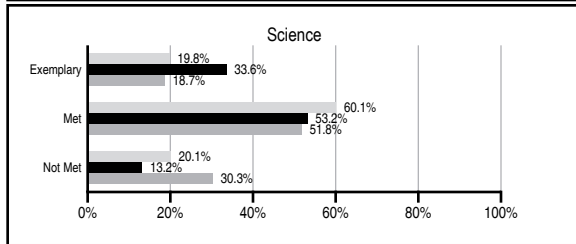
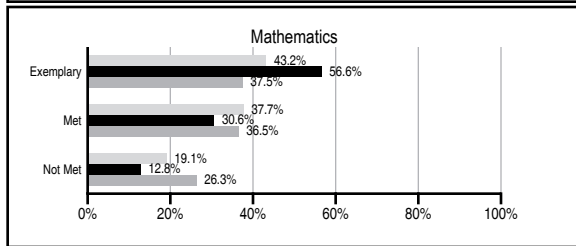
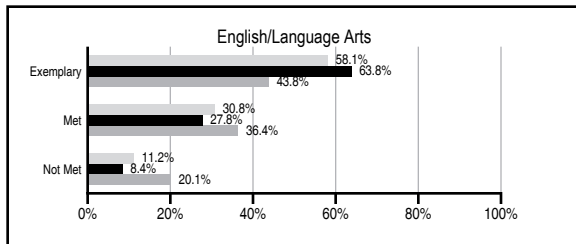
ABSOLUTE RATINGS OF ELEMENTARY SCHOOLS WITH STUDENTS LIKE OURS*

EXCELLENT	GOOD	AVERAGE	BELOW AVERAGE	AT-RISK
32	1	0	0	0

* Ratings are calculated with data available by 11/07/2013. Schools with Students Like Ours are Elementary Schools with Poverty Indices of no more than 5% above or below the index for this school.

PASS PERFORMANCE

Our School Elementary Schools with Students Like Ours Elementary schools statewide



NAEP PERFORMANCE*

* Performance reported for SC and nation, data not available at school level. Percentages at NAEP Achievement Levels.



SC PERFORMANCE VISION

By 2020 all students will graduate with the knowledge and skills necessary to compete successfully in the global economy, participate in a democratic society and contribute positively as members of families and communities.

Abbreviations Key

N/A Not Applicable N/AV Not Available N/C Not Collected N/R Not Reported I/S Insufficient Sample TBD To be determined

Chukker Creek Elementary [Aiken County]

SCHOOL PROFILE

	Our School	Change from Last Year	Elementary Schools with Students Like Ours	Median Elementary School
Students (n=828)				
Retention rate	1.9%	Up from 1.2%	0.6%	0.9%
Attendance rate	96.7%	Down from 97.1%	96.8%	96.3%
Served by gifted and talented program	11.9%	N/A	14.3%	7.2%
With disabilities	6.8%	N/A	9.4%	12.4%
Older than usual for grade	1.8%	N/A	0.9%	1.9%
Out-of-school suspensions or expulsions for violent and/or criminal offenses	0.0%	No Change	0.0%	0.0%
Teachers (n=49)				
Teachers with advanced degrees	67.3%	Up from 63.8%	64.2%	62.5%
Continuing contract teachers	95.9%	Up from 93.6%	83.3%	83.3%
Teachers returning from previous year	91.7%	Down from 94.1%	90.1%	88.3%
Teacher attendance rate	95.1%	Up from 94.0%	95.1%	95.0%
Average teacher salary*	\$50,839	Down 2.1%	\$50,045	\$48,193
Classes not taught by highly qualified teachers	0.0%	No Change	0.0%	0.0%
Professional development days/teacher	7.4 days	Down from 7.6 days	10.5 days	11.0 days
School				
Principal's years at school	6.0	Up from 5.0	4.0	4.0
Student-teacher ratio in core subjects	22.2 to 1	Down from 22.4 to 1	20.9 to 1	20.1 to 1
Prime instructional time	91.1%	No Change	91.1%	90.0%
Opportunities in the arts	Good	No Change	Good	Good
SACS accreditation	Yes	No Change	Yes	Yes
Parents attending conferences	99.8%	Down from 99.9%	100.0%	100.0%
Character development program	Good	Down from Excellent	Excellent	Excellent
Dollars spent per pupil**	\$6,082	Down 4.0%	\$6,964	\$7,364
Percent of expenditures for instruction**	74.0%	Down from 75.0%	69.0%	68.0%
Percent of expenditures for teacher salaries**	71.0%	Down from 72.8%	66.5%	66.0%
ESEA composite index score	80.9	Down from 86.3	94.2	88.0

* Length of contract = 185+ days.

** Prior year audited financial data available.

EVALUATION RESULTS

	Teachers	Students*	Parents*
Number of surveys returned	38	134	101
Percent satisfied with learning environment	92.1%	91.7%	85.1%
Percent satisfied with social and physical environment	86.8%	83.5%	88.2%
Percent satisfied with school-home relations	100%	91.6%	76.5%

*Only students at the highest elementary school grade level at this school and their parents were included.

REPORT OF PRINCIPAL AND SCHOOL IMPROVEMENT COUNCIL

The mission of Chukker Creek Elementary School, a National Blue Ribbon School of Excellence, is to provide a safe, nurturing environment in which all students are challenged to meet high standards in academics and related arts. The faculty and staff work collaboratively with parents and the community to develop responsible, productive citizens of strong character.

At Chukker Creek Elementary, teachers use a wide variety of teaching methods and developmentally appropriate practices to provide an instructional program that will reach each student's learning needs. Teachers collaborate with administration to analyze data and plan for a variety of instructional methods.

The first Wednesday of each month is designated as an early release day for students. Teachers spend time in staff development programs for support and training on the new Common Core State Standards.

Our faculty, PTO Board and School Improvement Council (SIC) work diligently on achieving the goals set forth in our five year strategic plan.

A few highlights of our year included:

Fourteen teachers were recipients of the 2013 Innovative Teaching Mini Grants through Savannah River Nuclear Solutions, LLC.

Chukker Creek Elementary received the Palmetto Gold Award for both achievement and closing the achievement gap on the Palmetto Assessment of State Standards (PASS).

The Chukker Creek Show Choir, Boundary Boys, and The Chukker Creek Dance Crew performed at school and community events.

Chukker Creek honored local heroes at a Veterans' Day Program in October.

Chukker Creek partnered with USCA Education Department to provide semester long practicum students one day per week in first grade classrooms during the reading block.

Amy Gregory, Principal
Nonica Livingston, SIC Chairperson

Comprehensive detail, including definitions of ratings, performance criteria, and explanations of status, is available on www.ed.sc.gov and www.eoc.sc.gov as well as school and school district websites.

Printed versions are available from school districts upon request.

Abbreviations Key

N/A Not Applicable N/AV Not Available N/C Not Collected N/R Not Reported I/S Insufficient Sample TBD To be determined
NI Newly Identified CSI Continuing School Improvement CA Corrective Action RP Plan to Restructure R Restructure DELAY School Improvement Status HOLD School Improvement Status