



SC Annual School Report Card Summary

Redcliffe Elementary School
 Aiken County
 Grades: PK-5 Enrollment: 735
 Principal: Julie A. Revelle
 Superintendent: Dr. Elizabeth Everitt
 Board Chair: Mrs. Rosemary B. English

PERFORMANCE

Comprehensive detail, including definitions of ratings, performance criteria, and explanations of status, is available on www.ed.sc.gov and www.eoc.sc.gov as well as school and school district websites. Printed versions are available from school districts upon request.

YEAR	ABSOLUTE RATING	GROWTH RATING	PALMETTO GOLD AND SILVER AWARD		ESEA/FEDERAL ACCOUNTABILITY RATING SYSTEM	
			General Performance	Closing the Gap	ESEA Grade	Accountability Indicator
2013	Average	Average	TBD	TBD	D	N/A
2012	Average	Average	N/A	Silver	B	N/A
2011	Average	Average	N/A	N/A	Met	CSI-DELAY

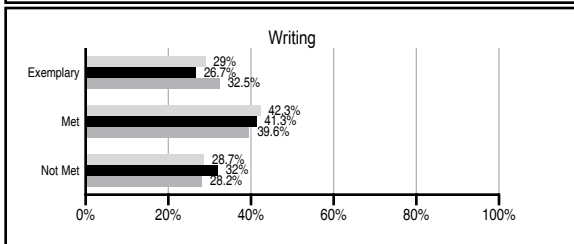
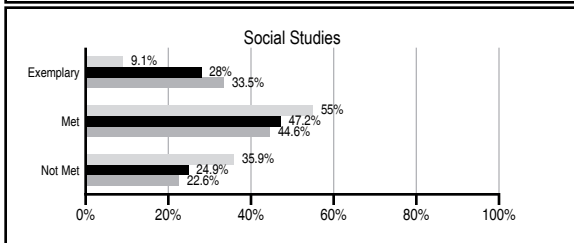
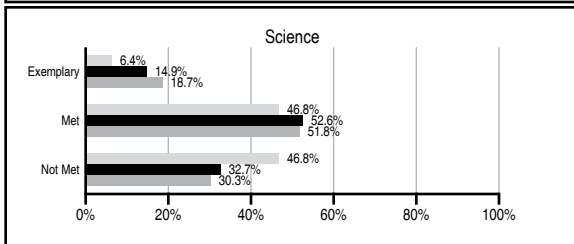
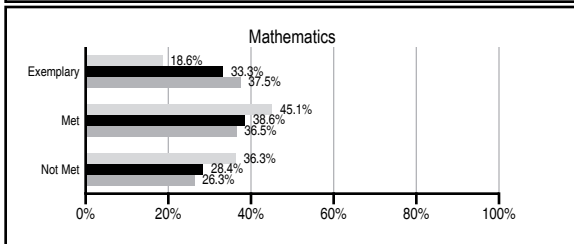
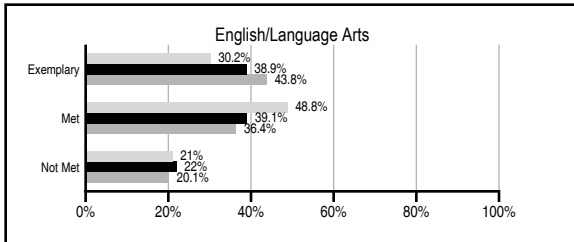
ABSOLUTE RATINGS OF ELEMENTARY SCHOOLS WITH STUDENTS LIKE OURS*

EXCELLENT	GOOD	AVERAGE	BELOW AVERAGE	AT-RISK
14	27	85	6	1

* Ratings are calculated with data available by 11/07/2013. Schools with Students Like Ours are Elementary Schools with Poverty Indices of no more than 5% above or below the index for this school.

PASS PERFORMANCE

Our School
 Elementary Schools with Students Like Ours
 Elementary schools statewide



NAEP PERFORMANCE*

* Performance reported for SC and nation, data not available at school level. Percentages at NAEP Achievement Levels.



SC PERFORMANCE VISION

By 2020 all students will graduate with the knowledge and skills necessary to compete successfully in the global economy, participate in a democratic society and contribute positively as members of families and communities.

Abbreviations Key

N/A Not Applicable N/AV Not Available N/C Not Collected N/R Not Reported I/S Insufficient Sample TBD To be determined

Redcliffe Elementary School [Aiken County]

SCHOOL PROFILE

	Our School	Change from Last Year	Elementary Schools with Students Like Ours	Median Elementary School
Students (n=735)				
Retention rate	3.1%	Up from 3.0%	1.1%	0.9%
Attendance rate	96.0%	Down from 96.4%	96.0%	96.3%
Served by gifted and talented program	4.2%	N/A	5.8%	7.2%
With disabilities	5.7%	N/A	13.9%	12.4%
Older than usual for grade	3.6%	N/A	2.4%	1.9%
Out-of-school suspensions or expulsions for violent and/or criminal offenses	0.0%	No Change	0.0%	0.0%
Teachers (n=54)				
Teachers with advanced degrees	51.9%	Down from 57.7%	61.5%	62.5%
Continuing contract teachers	77.8%	Down from 86.5%	83.8%	83.3%
Teachers returning from previous year	89.0%	Up from 88.6%	88.5%	88.3%
Teacher attendance rate	94.3%	Down from 94.9%	94.7%	95.0%
Average teacher salary*	\$47,558	Down 0.8%	\$47,816	\$48,193
Classes not taught by highly qualified teachers	0.4%	Down from 0.7%	0.0%	0.0%
Professional development days/teacher	6.9 days	Down from 8.0 days	11.4 days	11.0 days
School				
Principal's years at school	4.0	Up from 3.0	4.0	4.0
Student-teacher ratio in core subjects	20.3 to 1	Down from 21.1 to 1	19.9 to 1	20.1 to 1
Prime instructional time	89.5%	Down from 89.7%	89.7%	90.0%
Opportunities in the arts	Good	No Change	Good	Good
SACS accreditation	Yes	No Change	Yes	Yes
Parents attending conferences	97.3%	Down from 99.6%	100.0%	100.0%
Character development program	Excellent	No Change	Excellent	Excellent
Dollars spent per pupil**	\$6,603	Up 3.2%	\$7,400	\$7,364
Percent of expenditures for instruction**	71.0%	Down from 71.8%	68.0%	68.0%
Percent of expenditures for teacher salaries**	68.0%	Down from 69.3%	65.0%	66.0%
ESEA composite index score	62.6	Down from 81.6	85.3	88.0

* Length of contract = 185+ days.

** Prior year audited financial data available.

EVALUATION RESULTS

	Teachers	Students*	Parents*
Number of surveys returned	40	101	45
Percent satisfied with learning environment	95%	80.2%	86.6%
Percent satisfied with social and physical environment	95%	76.7%	81.8%
Percent satisfied with school-home relations	90%	88.1%	80%

*Only students at the highest elementary school grade level at this school and their parents were included.

REPORT OF PRINCIPAL AND SCHOOL IMPROVEMENT COUNCIL

The 2012-2013 academic year for Redcliffe Elementary School was memorable. As we reflect over our successes, we are proud to have been awarded the South Carolina Palmetto Silver Award which recognizes student achievement as a top priority.

Our administrative staff and faculty took part in continuous professional development throughout the year. This year we continued to focus on improving instruction to all students through the implementation of the newly adopted Common Core State Standards, the continued use of the Aiken County Reading Initiative; the analysis of MAP and PASS data; the use of Compass Learning; and increased math instruction using math stations and small group instruction. Each staff development opportunity allowed our teachers to investigate ways to increase student achievement.

Before the start of school the Leadership team met to discuss PASS data. It was discovered more intense instruction was needed to increase math, social studies, and science test scores. The team decided to devote an hour a day to math instruction using the Aiken County Literacy Model as a guide and to encourage a stronger emphasis on the integration of science and social studies across the curriculum. In addition, students were provided the opportunity to further develop their math skills through weekly instruction in our math lab.

The PTO and the guidance department have worked together to help increase student achievement by providing extracurricular opportunities through such activities as EdVenture, the "Get Smart" presentation for students, 5th grade's etiquette dinner, and Good Citizen Awards. Furthermore, to encourage positive behavior choices and responsibility for one's actions, a school-wide positive discipline plan was implemented. Students were able to earn "Bear Bucks" for making responsible choices both in and out of the classroom. Students had weekly opportunities to spend their "Bear Bucks" at the P.T.O. sponsored store, affectionately named, the "Bear Den". Redcliffe Elementary School, in partnership with students, parents, and community members, is dedicated to building a solid foundation while developing responsible citizens to function and successfully contribute to others in today's society.

Julie A. Revelle, Principal
Tonya Brown, SIC Chair

Comprehensive detail, including definitions of ratings, performance criteria, and explanations of status, is available on www.ed.sc.gov and www.eoc.sc.gov as well as school and school district websites.

Printed versions are available from school districts upon request.

Abbreviations Key

N/A Not Applicable N/AV Not Available N/C Not Collected N/R Not Reported I/S Insufficient Sample TBD To be determined
NI Newly Identified CSI Continuing School Improvement CA Corrective Action RP Plan to Restructure R Restructure DELAY School Improvement Status HOLD School Improvement Status